

# MKP DESIGN

Info@MKPDesign.co.uk

**Client:** Group PA

**Site Address:** 5 West View  
AL10 0PJ

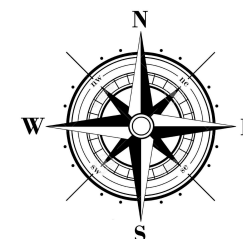
**Drawing Number:** 010

**Scale:** 1:100 & 1:500

**Project:** Development

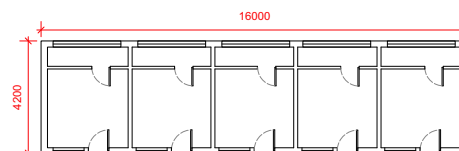
### General Notes

1. Dimensions should not be scaled from the drawing where accuracy is essential.
2. Details of dimensions and levels to be checked on site by builder prior to commencement of work.
3. Any works commenced prior to all necessary local authority approvals are entirely to the risk of the owner and builder.
4. Structural details are subject to exposure of existing construction and verification by local authority surveyor prior to carrying out the affected works.
5. All materials are to be used in accordance with the manufacturers guidelines and all relevant British Standards Codes of Practice & Regulation 7 of building regulations.
6. All works to be carried out in accordance with the local authority requirements.



Scale 1:500  
Projection: British National Grid

Proposed Block Plan 1:500



Proposed Floor Plan

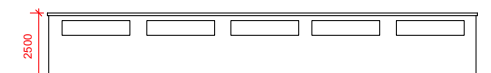
**Outbuilding 1**  
Total Area : 67.2 sqm  
Max Height : 2.5m



Proposed Side Elevation



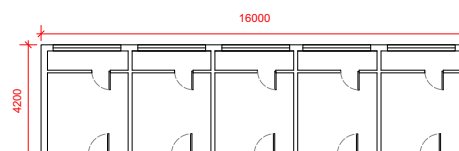
Proposed Front Elevation



Proposed (other) Side Elevation



Proposed Rear Elevation



Proposed Floor Plan

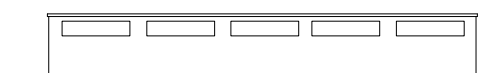
**Outbuilding 2**  
Total Area : 67.2 sqm  
Max Height : 2.5m



Proposed (other) Side Elevation



Proposed Rear Elevation



Proposed Side Elevation



Proposed Front Elevation

