

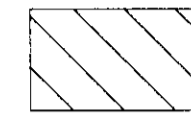
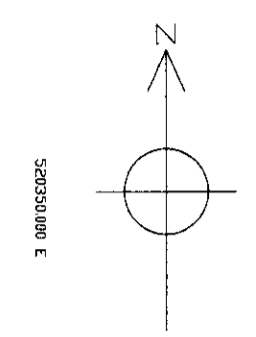


-  NEW TREES
-  OLD TREES
-  DENSE FOLIAGE



KEY



WELWYN HATFIELD
PLANNING
OFFICE COPY

26 MAR 2010


No: 2010/0457

Rev	Date	Comments
Rev A	23/03/2010	Scale bars added

EXISTING

Great Nast Hyde House
Hertfordshire

Site Plan

 RUSSELL TAYLOR ARCHITECTS
mail@rtarchitects.co.uk www.rtarchitects.co.uk
 LONDON TEL: 020 7261 1984
 CURNWALL TEL: 01305 273 992
 © Russell Taylor Architects own the copyright in this drawing and design

Scale	Date	Drawn	No.	Rev.
1:400 @ A1 Size	Mar 2, 2010	DB	6103/101	A