
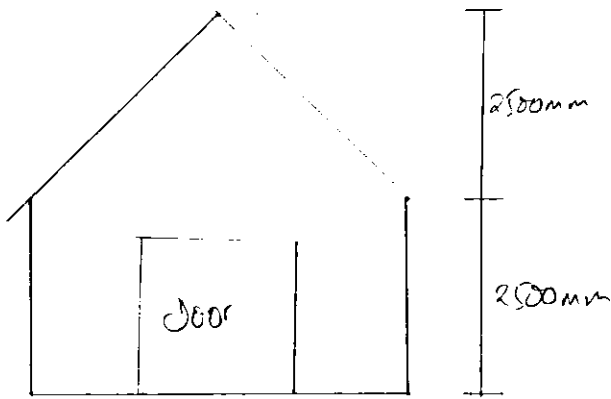


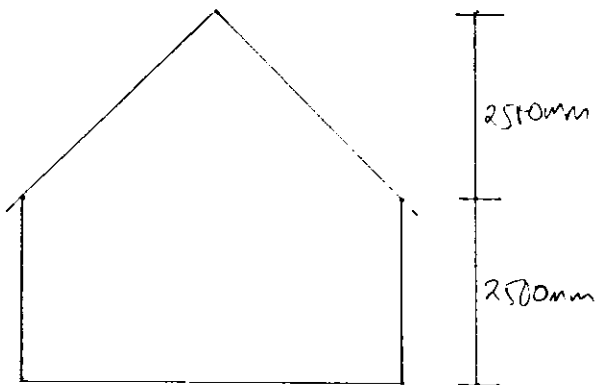
2



Existing shed: floor plan



Existing shed: Right hand side view



Existing shed: Left hand side view

Scale: 1:1000

PLANNING DEPARTMENT
OFFICE COPY

A graphical scale bar with markings at 0, 1000, and 2000mm. The text '1 2cm' is written above the bar.

08 AUG 2011

Proposed shed @ 87 Bramble Road.

2011/1574