Project Management Initials: Designer: Designer Checked: Checker Approved: ApproverDrawn by: Author ISO A0 841mm x 1189mm

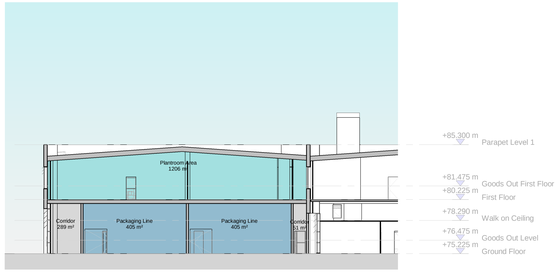

Section AA

SCALE: 1 : 200

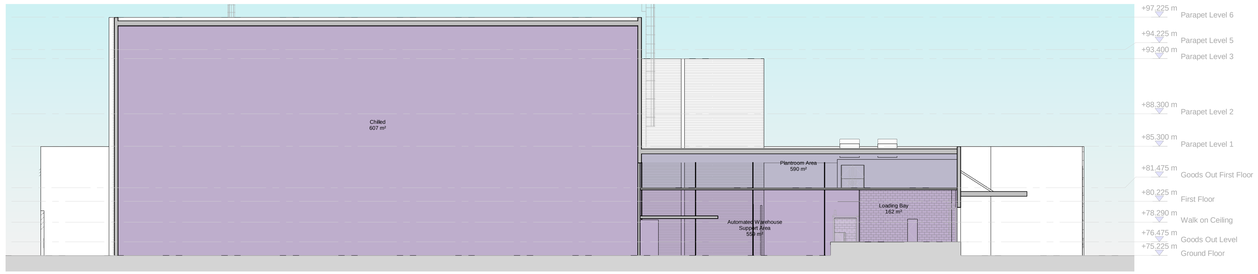

Section BB

SCALE: 1 : 200

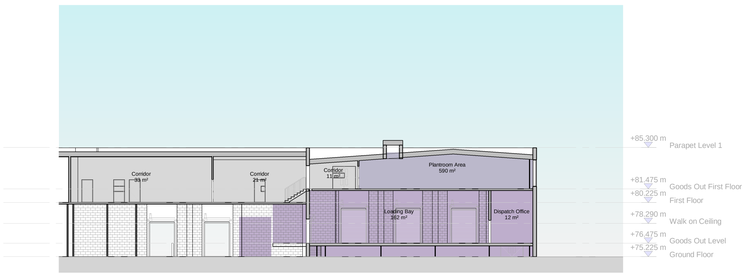

Section CC

SCALE: 1 : 200

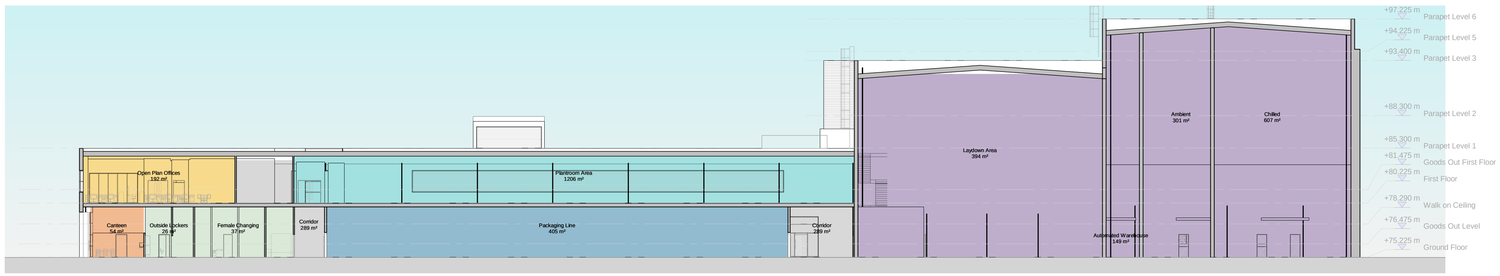

Section DD

SCALE: 1 : 200

KEY PLAN

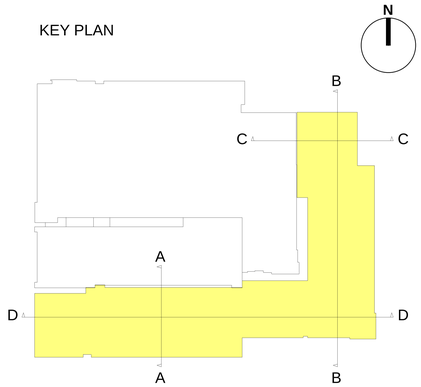

0 5000 10000 mm

SCALE: 1:200

This drawing has been prepared for the use of AECOM's client. It may not be used, modified, reproduced or relied upon by third parties, except as agreed by AECOM or as required by law. AECOM accepts no responsibility, and denies any liability whatsoever, to any party that does or relies on this drawing without AECOM's express written consent. Do not scale this document. All measurements must be obtained from this source.

AECOM

Project

EISAI
EML Expansion

Eisai Manufacturing Ltd
Mosquito Way, Hatfield
AL10 9SN

Client

Eisai Manufacturing Ltd
(EML)

Consultant

AECOM
4th Floor, Bridgewater House
Whitworth St,
MANCHESTER,
M1 6LT
United Kingdom
+44 (0) 161 907 3500 tel
www.aecom.com

Notes

GENERAL NOTES

ALL DIMENSIONS ARE IN MILLIMETERS UNLESS NOTED OTHERWISE.

ELECTRONIC DATA/ DRAWINGS ISSUED AS 'READ ONLY' AND SHOULD BE INTERROGATED FOR MEASUREMENT. ALL DIMENSIONS AND LEVELS SHOULD BE 'READ ONLY' FROM THOSE VALUES STATED IN TEXT, ON THE DRAWINGS.

THIS DRAWING IS TO BE READ IN CONJUSTION WITH ALL RELEVANT ARCHITECTURAL, CIVIL, STRUCTURAL, MECHANICAL AND ELECTRICAL DRAWINGS AND THEIR CORRESPONDING SPECIFICATIONS.

ALL WORK TO BE CARRIED OUT IN ACCORDANCE WITH CURRENT BUILDING REGULATIONS AND ALL RELEVANT BRITISH CODES OF PRACTICE.

ALL CONTRACTORS SHALL BE RESPONSIBLE FOR THE CORRECT SETTING OUT OF THE WORKS ON SITE. CONTRACTOR MUST VISIT THE SITE AND BE RESPONSIBLE FOR TAKING AND CHECKING ALL DIMENSIONS RELATIVE TO THEIR WORK AND PRIOR TO FABRICATION OF MATERIALS.

AECOM ARCHITECTS ARE TO BE ADVISED OF ANY VARIATION BETWEEN DRAWINGS AND SITE CONDITIONS.

COPYRIGHT OF THIS DRAWING IS VESTED IN AECOM AND IT MUST NOT BE COPIED OR REPRODUCED WITHOUT WRITTEN CONSENT.
FIGURED DIMENSIONS ONLY ARE TO BE TAKEN FROM THIS DRAWING.

Issue/Revision

Rev.	Date	Description	Drn/Chk/Apr
P5	06/07/22	PLANNING ISSUE.	DVS
P4	29/06/22	PLANNING ISSUE.	DVS
P3	16/16/22	Louvers added to south facade to provide solar shading.	DVS
P2	31/05/22	Canopy updated. Traditional build and clad rack options added to model. Compartmentation of cleaner store and waste store added.	DVS
P1	30/05/22	Minor updates to layouts. Structural rokounms added.	DVS
P0	27/05/22	First issue	DVS

Key Plan

Suitability Status

S2 - Suitable For Information

Project Number

60624540

Sheet Title

Proposed Typical GA Sections 01

Sheet Number

ESL-ACM-XX-ZZ-DR-A-04300

Scale: As indicated@A0 **Rev:** P5