Project Management Initials: Designer: Designer Checked: Checker Approved: ApprovedDrawn by: Author ISO A0 841mm x 1189mm

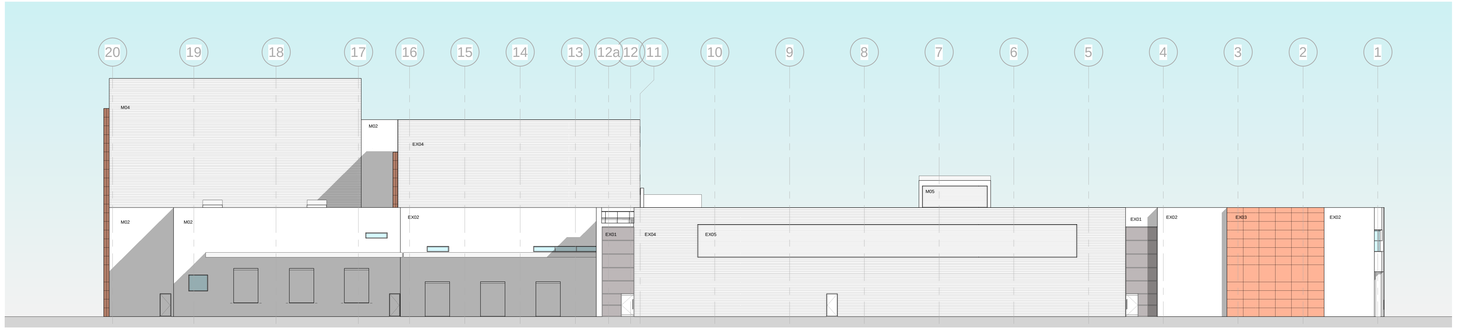

Proposed North Elevation

SCALE: 1 : 200

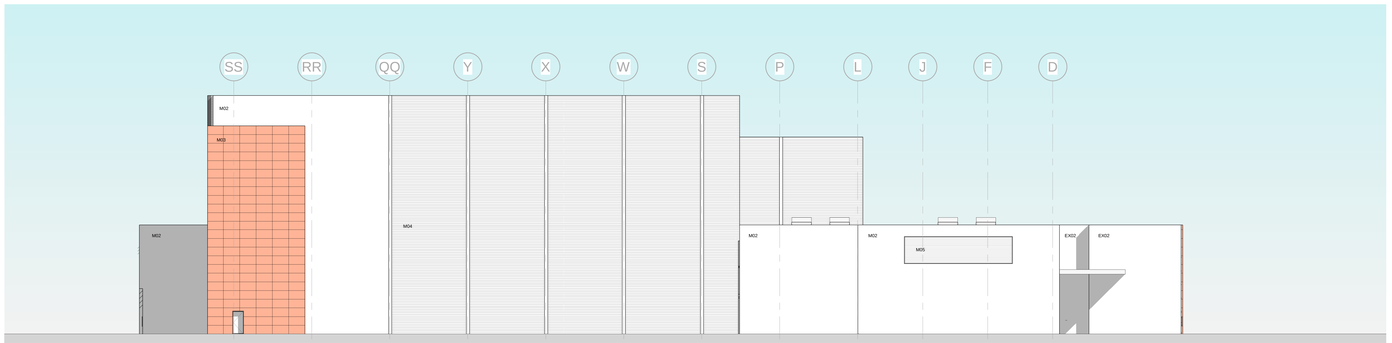

Proposed East Elevation

SCALE: 1 : 200

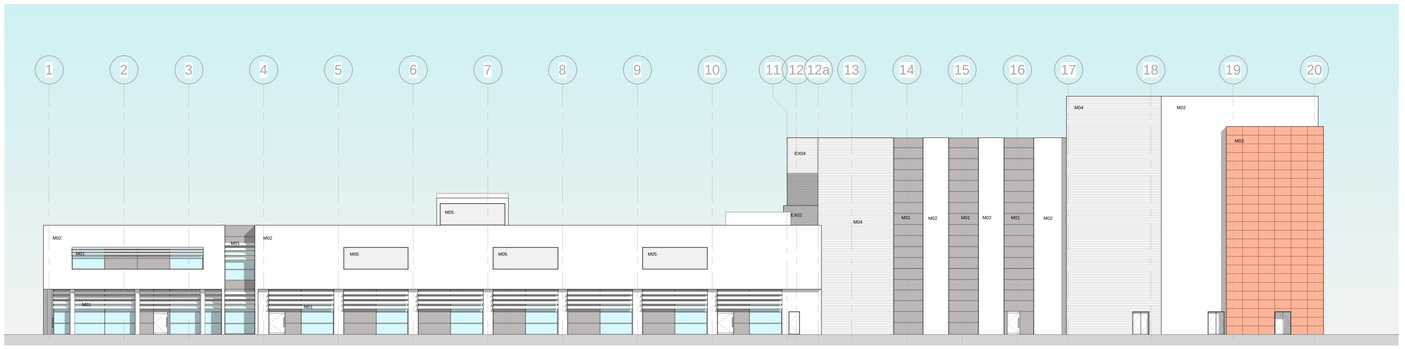

Proposed South Elevation

SCALE: 1 : 200

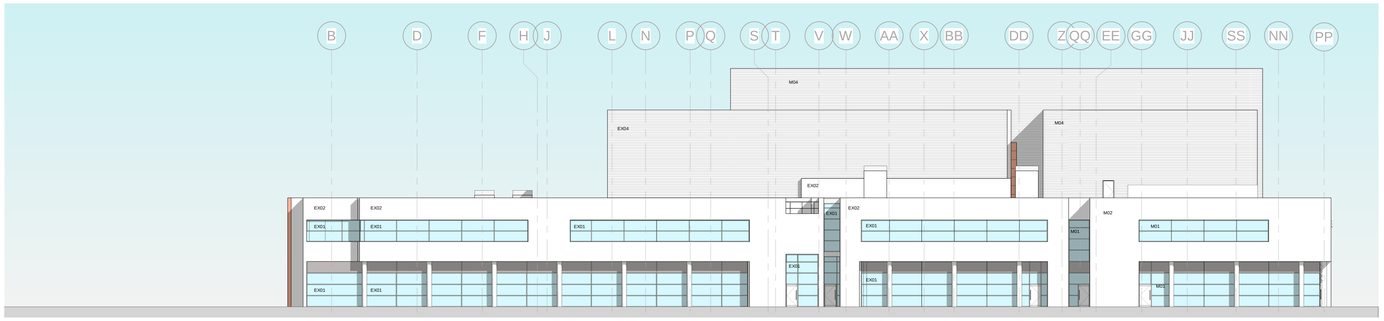

Proposed West Elevation

SCALE: 1 : 200

KEY PLAN

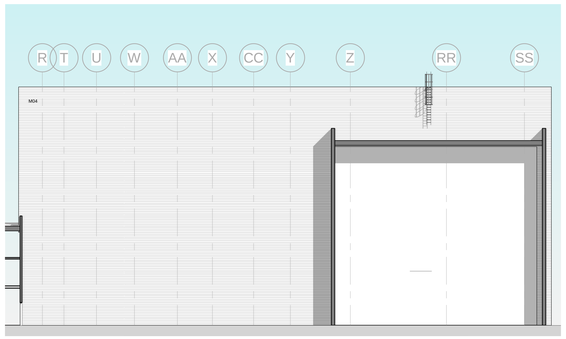

Lightwell 01

SCALE: 1 : 200

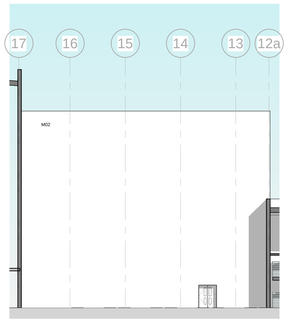

Lightwell 02

SCALE: 1 : 200

0 5000 10000 mm

SCALE: 1:200

AECOM

Project

EISAI
EML Expansion

Eisai Manufacturing Ltd
Mosquito Way, Hatfield
AL10 9SN

Client

Eisai Manufacturing Ltd
(EML)

Consultant

AECOM
4th Floor, Bridgewater House
Whitworth St,
MANCHESTER,
M1 6LT
United Kingdom
+44 (0) 161 907 3500 tel
www.aecom.com

Notes

GENERAL NOTES

ALL DIMENSIONS ARE IN MILLIMETERS UNLESS NOTED OTHERWISE.

ELECTRONIC DATA/ DRAWINGS ISSUED AS 'READ ONLY' AND SHOULD BE INTERROGATED FOR MEASUREMENT. ALL DIMENSIONS AND LEVELS SHOULD BE 'READ ONLY' FROM THOSE VALUES STATED IN TEXT, ON THE DRAWINGS.

THIS DRAWING IS TO BE READ IN CONJUSTION WITH ALL RELEVANT ARCHITECTURAL, CIVIL, STRUCTURAL, MECHANICAL AND ELECTRICAL DRAWINGS AND THEIR CORRESPONDING SPECIFICATIONS.

ALL WORK TO BE CARRIED OUT IN ACCORDANCE WITH CURRENT BUILDING REGULATIONS AND ALL RELEVANT BRITISH CODES OF PRACTICE.

ALL CONTRACTORS SHALL BE RESPONSIBLE FOR THE CORRECT SETTING OUT OF THE WORKS ON SITE. CONTRACTOR MUST VISIT THE SITE AND BE RESPONSIBLE FOR TAKING AND CHECKING ALL DIMENSIONS RELATIVE TO THEIR WORK AND PRIOR TO FABRICATION OF MATERIALS.

AECOM ARCHITECTS ARE TO BE ADVISED OF ANY VARIATION BETWEEN DRAWINGS AND SITE CONDITIONS.

COPYRIGHT OF THIS DRAWING IS VESTED IN AECOM AND IT MUST NOT BE COPIED OR REPRODUCED WITHOUT WRITTEN CONSENT.
FIGURED DIMENSIONS ONLY ARE TO BE TAKEN FROM THIS DRAWING.

PROPOSED MATERIALS LEGEND

M01 - Grey Powder Coated Aluminium Curtain Walling System

M02 - White Sto Therm Insulated Render

M03 - Terracotta Tiled Panels to match existing

M04 - Silver Grey Profiled metal cladding to match existing

M05 - Silver Grey PPC Aluminium Louvres fix to ducting

Issue/Revision

Rev.	Date	Description	Drn/Chk/Apr
P5	06/07/22	PLANNING ISSUE	DVS
P4	29/06/22	PLANNING ISSUE	DVS
P3	16/16/22	Louvers added to south facade to provide solar shading.	DVS
P2	31/05/22	Canopy updated. Traditional build and Clad stack options added to model. Dimensions added of cleaner store and waste store added.	DVS
P1	30/05/22	Minor updates to layouts. Structural colourmns added.	DVS
P0	27/05/22	First issue	DVS

Key Plan

Suitability Status

S2 - Suitable For Information

Project Number

60624540

Sheet Title

Proposed Elevations 01

Sheet Number

ESL-ACM-XX-ZZ-DR-A-03300

Scale: As indicated@A0 **Rev:** P5

This drawing has been prepared for the use of AECOM's client. It may not be used, modified, reproduced or relied upon by third parties, except as agreed by AECOM or as required by law. AECOM accepts no responsibility, and denies any liability whatsoever, to any party that uses or relies on this drawing without AECOM's express written consent. Do not scale this document. All measurements must be obtained from this source.