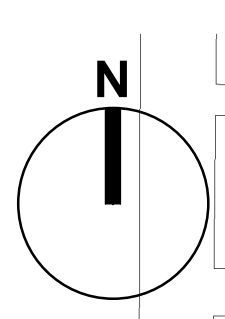


Project Management Initials: Designer: Designer: Checker: Checker: Approver: Approver: ISO A0 841mm x 1189mm



Project
EISAI
EML Expansion

Eisai Manufacturing Ltd
Mosquito Way, Hatfield
AL10 3SN
Client

Eisai Manufacturing Ltd
(EML)

Consultant
AECOM
4th Floor, Bridgewater House
Whitworth St,
MANCHESTER,
M1 6LT
United Kingdom
+44 (0) 161 907 3500 tel
www.aecom.com

Notes

GENERAL NOTES
ALL DIMENSIONS ARE IN MILLIMETERS UNLESS NOTED OTHERWISE.

ELECTRONIC DATA/ DRAWINGS ISSUED AS 'READ ONLY' AND SHOULD BE INTERROGATED FOR MEASUREMENT. ALL DIMENSIONS AND LEVELS SHOULD BE 'READ ONLY' FROM THOSE VALUES STATED IN TEXT, ON THE DRAWINGS.

THIS DRAWING IS TO BE READ IN CONJUNCTION WITH ALL RELEVANT ARCHITECTURAL, CIVIL, STRUCTURAL, MECHANICAL AND ELECTRICAL DRAWINGS AND THEIR CORRESPONDING SPECIFICATIONS.

ALL WORK TO BE CARRIED OUT IN ACCORDANCE WITH CURRENT BUILDING REGULATIONS AND ALL RELEVANT BRITISH CODES OF PRACTICE.

ALL CONTRACTORS SHALL BE RESPONSIBLE FOR THE CORRECT SETTING OUT OF THE WORKS ON SITE. CONTRACTOR MUST VISIT THE SITE AND BE RESPONSIBLE FOR TAKING AND CHECKING ALL DIMENSIONS RELATIVE TO THEIR WORK AND PRIOR TO FABRICATION OF MATERIALS.

AECOM ARCHITECTS ARE TO BE ADVISED OF ANY VARIATION BETWEEN DRAWINGS AND SITE CONDITIONS.

COPYRIGHT OF THIS DRAWING IS VESTED IN AECOM AND IT MUST NOT BE COPIED OR REPRODUCED WITHOUT WRITTEN CONSENT. FIGURED DIMENSIONS ONLY ARE TO BE TAKEN FROM THIS DRAWING.

Issue/Revision

Rev	Date	Description	By	Chk
01	19/07/22	PLANNING ISSUE	DVS	
02	20/07/22	PLANNING ISSUE	DVS	
03	21/09/22	Canopy updated. Traditional build and cost reduction added to notes. Completion of design of cleaner store and waste store added.	DVS	
04	19/09/22	Minor updates to layout. Structural information added.	DVS	
05	21/09/22	Final Issue	DVS	
06			dm/ckl	

Key Plan

Suitability Status

S2 - Suitable For Information

Project Number

60624540

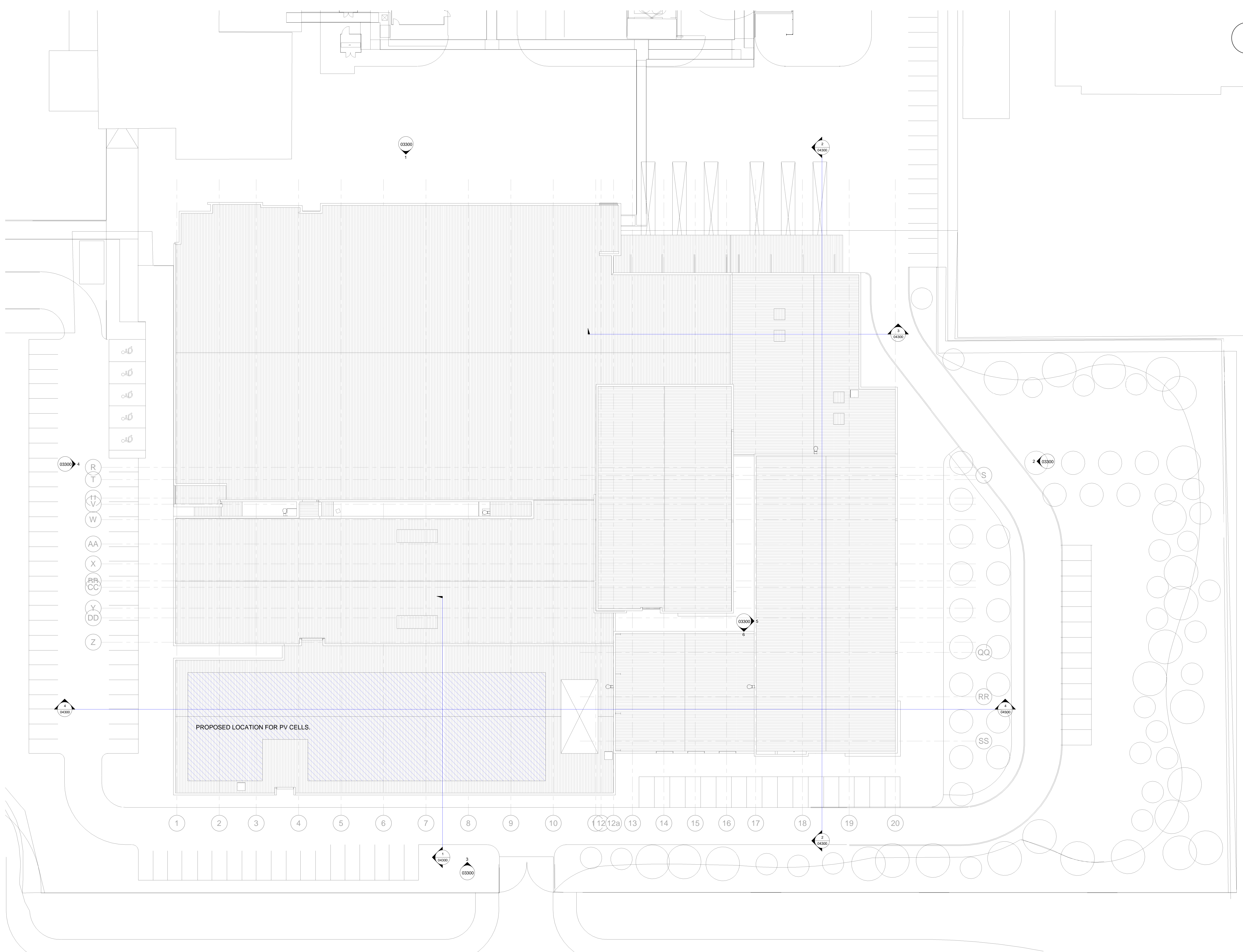
Sheet Title

Proposed Roof Plan

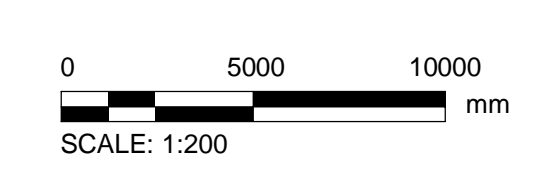
Sheet Number

ESL-ACM-XX-ZZ-DR-A-01302

Scale: As indicated@A0 Rev: P4



Proposed Roof Plan
SCALE: 1:200



This drawing has been prepared for the use of AECOM's client. It may not be used, modified, reproduced or relied upon by third parties, except as agreed by AECOM or as required by law. AECOM accepts no responsibility, and denies any liability whatsoever, to any party that uses or relies on this drawing without AECOM's express written consent. Do not scale this document. All measurements must be obtained from the stated