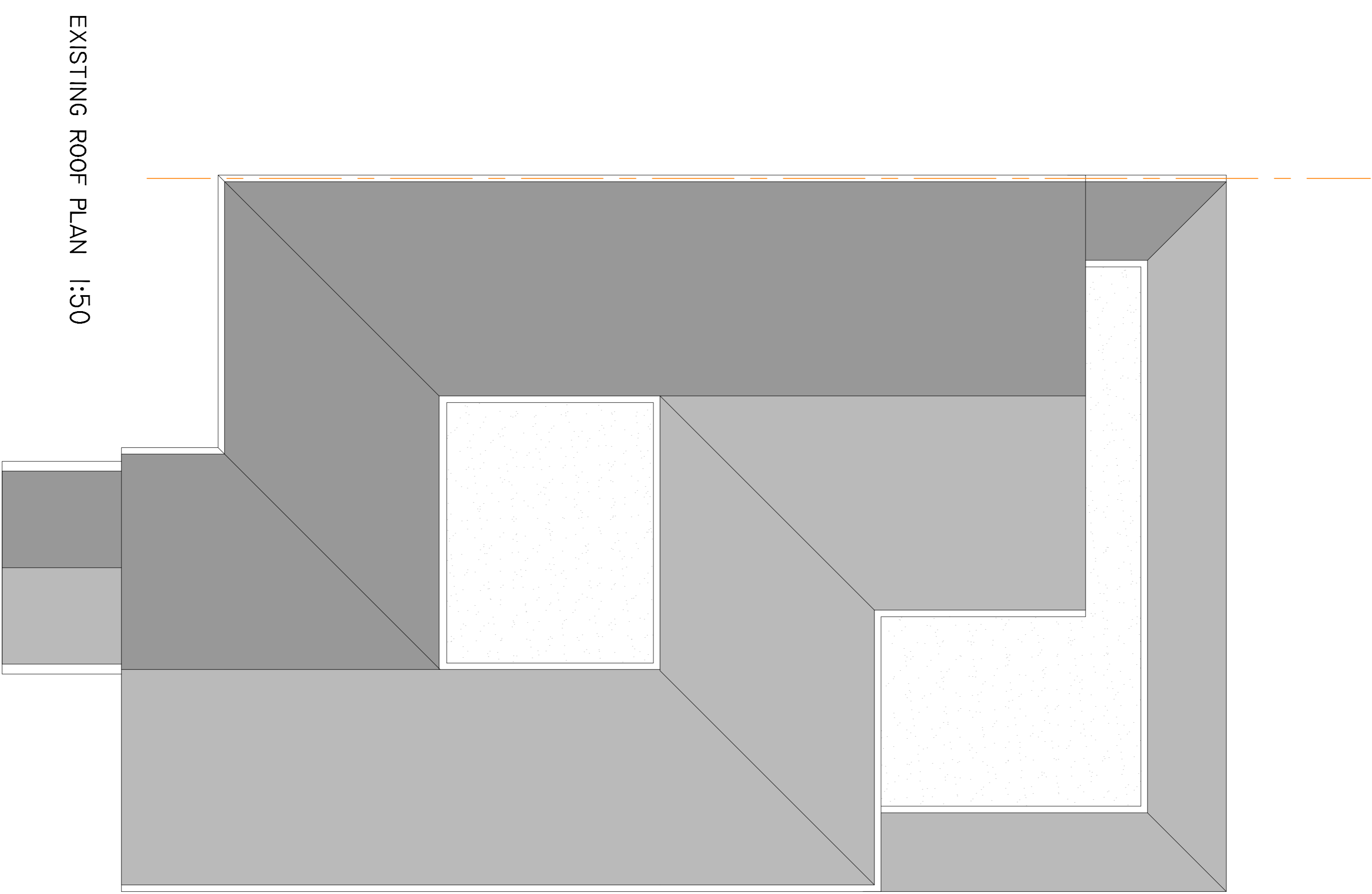


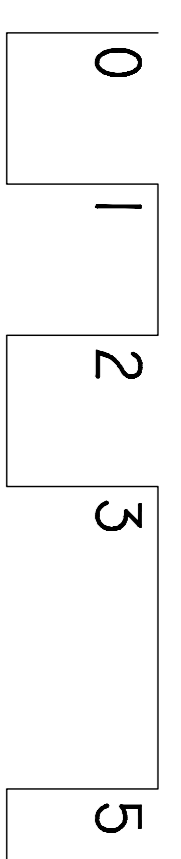


EXISTING GROUND FLOOR PLAN 1:50

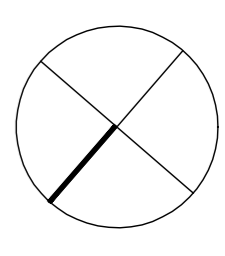
- KEY:
- 1. - KITCHEN
  - 2. - DINING
  - 3. - W.C.
  - 4. - LIVING
  - 5. - STORE
  - 6. - STUDY
  - 7. - UTILITY
  - 8. - OFFICE



EXISTING ROOF PLAN 1:50



10 METRES



STANDARD NOTES:

CONTRACTORS MUST VERIFY ALL DIMENSIONS ON SITE BEFORE COMMENCING WORK. FIGURED DIMENSIONS TO TAKE PRECEDENCE OVER SCALED DIMENSIONS.  
 ALL MECHANICAL, ELECTRICAL & STRUCTURAL LAYOUTS ETC. ARE INDICATIVE.  
 THE ARCHITECT IS TO BE NOTIFIED OF ANY DISCREPANCIES IN THE DRAWINGS IMMEDIATELY & ANY DISCREPANCY IN SITE CONDITIONS TO THOSE NOTIFIED ON THE DRAWINGS TO BE CONVERTED TO THE ARCHITECT PRIOR TO COMMENCEMENT OF AFFECTED WORK.

THIS DRAWING IS TO BE READ IN CONJUNCTION WITH ALL OTHER DRAWINGS IN THE ED/75P6 SERIES IN ADDITION TO ALL ACCOMPANYING SCHEDULES & SPECIFICATIONS.

THE COPYRIGHT OF THIS DRAWING IS RESERVED & IT MUST NOT BE DISTRIBUTED OR COPIED WITHOUT THE PRIOR CONSENT OF THE AUTHOR. ELECTRONIC FILES MUST NOT BE ALTERED OR COPIED.

REV.	A	NUMBER LABELLING UPDATED	26/02/19		
ISSUE STATUS	PROJECT		75 PINE GROVE, AL9 7BL		
PLANNING	DRAWING	EXISTING PLANS		DRAWN BY	MC
	DRAWING No.	ED/75P6/06/01/A	SCALE	1:50(9/11)	81 The Wood, New Road London W4 4LN Tel: 0208 940 2000 info@ibodearch.com
DATE	FEB 19				