



**MULTI-FRANCHISE MOTOR DEALERSHIP TOGETHER WITH CAR
PARKING, CYCLE PARKING, BOUNDARY TREATMENT,
LANDSCAPING, LIGHTING AND ACCESS
PLOT 5100, MOSQUITO WAY, HATFIELD BUSINESS PARK,
for H R Owen**

**6459. Condition 3. West Showroom. External Materials
January 2021 rev -**

01 Introduction

This statement relates to WELWYN HATFIELD BOROUGH COUNCIL Planning Permission dated 4/09/2020 (ref: 6/2019/1411/MAJ), **condition 3**.

It is intended to satisfy the requirements of **condition 3**. 'No development above ground level in any phase of the development shall take place until samples of the materials to be used in the construction of the external surfaces of the buildings hereby granted have been submitted to and approved in writing by the Local Planning Authority. The development shall be implemented using the approved materials and subsequently, the approved materials shall not be changed.'

02 Building finishes

For locations refer to the following approved Louis de Soissons drawings:

- C-160 E Workshop C & West Showroom - Ground Floor Plan
- C-165 E Workshop C & West Showroom - Ground Floor Mezzanine Plan
- C-240 F Workshop C & Showroom - Elevations
- C-330 D Workshop C & West


02 Roof to Whole of West Showroom Car Park Deck:

Image 1; Proprietary waterproofing coating system to new concrete deck.




02 Walls:

Image 2; typical workshop elevations – composite cladding colour various see below



Microrib composite panel appearance



Ground floor
RAL 7016 Anthracite




First floor
RAL 7038 Goosewing grey



Second floor
RAL 9006 Silver grey

Image 3; typical showroom elevations – rainscreen cladding colour RAL 9004 – black



RAL 9004 – black

02 Glazing:


Image 4; showroom elevations (south & east elevations) – ‘capless shop front’ glazing colour RAL 7016 – anthracite grey back box



System appearance



Typical system detail




RAL 7016
Anthracite grey

Image 5; proprietary windows to workshop – polycarbonate colour self colour clear



02 Doors:

Image 6; Typical personnel door - steel colour RAL 7016 – anthracite grey



RAL 7016 – anthracite grey

Image 7; Glazed vehicle access door (customer drop off south elevation – aluminium & clear polycarbonate - colour RAL 7016 – anthracite grey



Image 8; Typical vehicular access door - aluminium colour RAL 7016 – anthracite grey



RAL 7016 – anthracite grey

03 External Finishes

03. Fencing:

Image 15; Typical paladin boundary security fencing polyester powder coated steel – colour RAL 6005 – green



RAL 6005 green

Physical samples of the proposed hard landscaping will be available at the Hatfield Park Office in due course.

For & on behalf of AJA Architects

David Cooke
Senior Architectural Technician