



**MULTI-FRANCHISE MOTOR DEALERSHIP TOGETHER WITH CAR
PARKING, CYCLE PARKING, BOUNDARY TREATMENT,
LANDSCAPING, LIGHTING AND ACCESS
PLOT 5100, MOSQUITO WAY, HATFIELD BUSINESS PARK,
for H R Owen**

**6459. Condition 3. East Showroom. External Materials
January 2021 rev -**

01 Introduction

This statement relates to WELWYN HATFIELD BOROUGH COUNCIL Planning Permission dated 4/09/2020 (ref: 6/2019/1411/MAJ), **condition 3**.

It is intended to satisfy the requirements of **condition 3**. 'No development above ground level in any phase of the development shall take place until samples of the materials to be used in the construction of the external surfaces of the buildings hereby granted have been submitted to and approved in writing by the Local Planning Authority. The development shall be implemented using the approved materials and subsequently, the approved materials shall not be changed.'

02 Building finishes

For locations refer to the following approved Louis de Soissons drawings:

- A-140 F East Showroom - Ground & Mezzanine Floor Plan
- B-150 D East Showroom - Ground & First Floor Plan
- B-155 C Workshop A & B and East Showroom Roof Plans
- A-220 F East Showroom – Elevations
- B-230 E East Showroom & Workshop - Workshop A & B Elevations
- A-310 A East Showroom & Workshop – Sections

02 Roof to Workshop:


Image 1; Profiled composite metal cladding roofing system – colour RAL 7038 Goosewing Grey.



RAL 7038 Goosewing Grey

02 Roof to Showroom:

Image 2; Built up standing seam metal roofing system – colour self finish aluminium



02 Roof to Covered Mall:

Image 3; Single ply membrane in colour light grey.



02 Roof to Terrace & Plant Equipment Area

Image 4; Pre cast concrete paviours on waterproofed concrete roof behind clad parapet.



02 Walls:

Image 5; typical workshop elevations – composite cladding colour RAL 9006 – silver grey



Image 6; feature 'fin' to showroom – composite cladding 'look-a-like' rainscreen colour RAL 9004 – black





Image 7; masonry to showrooms A (north elevation) & showroom B (west elevation) – brickwork colour Staffordshire Blue



Image 8; first floor feature wall to customer 'drop off' (south elevation) – silicone based render colour white



White fine textured finish

02 Glazing:

Image 9; showroom elevations (south & east elevations) – 'capless shop front' glazing colour RAL 7016 – anthracite grey back box



System appearance



Typical system detail



RAL 7016
Anthracite grey

Image 10; proprietary windows to workshop – polycarbonate colour self colour clear



Image 11; proprietary orial feature windows to first floor office – frameless clear self finished



02 Doors:

Image 12; Typical personnel door - steel colour RAL 7016 – anthracite grey



RAL 7016 – anthracite grey

Image 13; Glazed vehicle access door (customer drop off south elevation – aluminium & clear polycarbonate - colour RAL 7016 – anthracite grey



Image 14; Typical vehicular access door - aluminium colour RAL 7016 – anthracite grey



RAL 7016 – anthracite grey

03 External Finishes

03. Fencing:

Image 15; Typical paladin boundary security fencing polyester powder coated steel – colour RAL 6005 – green



RAL 6005 green

Physical samples of the proposed hard landscaping will be available at the Hatfield Park Office in due course.

For & on behalf of AJA Architects

David Cooke
Senior Architectural Technician