

USE FIGURED DIMENSIONS ONLY.


ALL DIMENSIONS MUST BE CHECKED ON SITE. ANY INCONSISTENCIES MUST BE REPORTED BACK TO THE ARCHITECT.

THIS DRAWING AND ANY DESIGNS INDICATED THEREON ARE THE COPYRIGHT OF BROOKS / MURRAY ARCHITECTS. ALL RIGHTS ARE RESERVED. NO PART OF THIS WORK MAY BE REPRODUCED WITHOUT PRIOR PERMISSION IN WRITING FROM BROOKS / MURRAY ARCHITECTS.

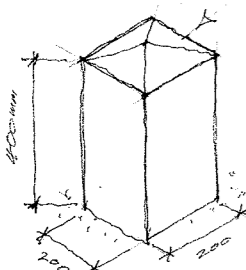
Rev A (31.0.10) - Section, Lighting, Balnds.

Rev B 3.1.10 - Deleted drive towards Woodman's

Rev C 7.1.10 - 3 no. Disabled car-bays 3.3 x 5.2



Total spaces: 49 spaces.
• light bollard
○ bollard 8" x 8" oak



BROOKS / MURRAY

ARCHITECTS
8-10 NEW NORTH PLACE
LONDON EC2A 4JA
TEL 020 7739 9955
FAX 020 7739 9944
architects@brooksmurray.com

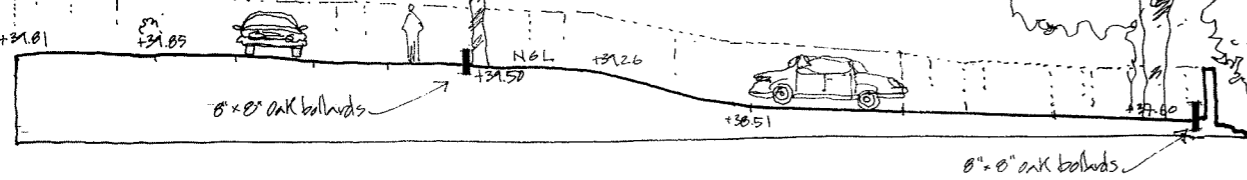
CLIENT:
THE GALMINE CELIC ESTATE/

JOB:
VIADUCT CAR PARK
HATFIELD ESTATE

DATE: APRIL 2010 SCALE: 1:500 @ A3
1:250 @ A4

DRAWING TITLE:
SITE PLAN

DRAWING NUMBER:
843-VC-002C



SECTION A - A 1:250 @ A3

