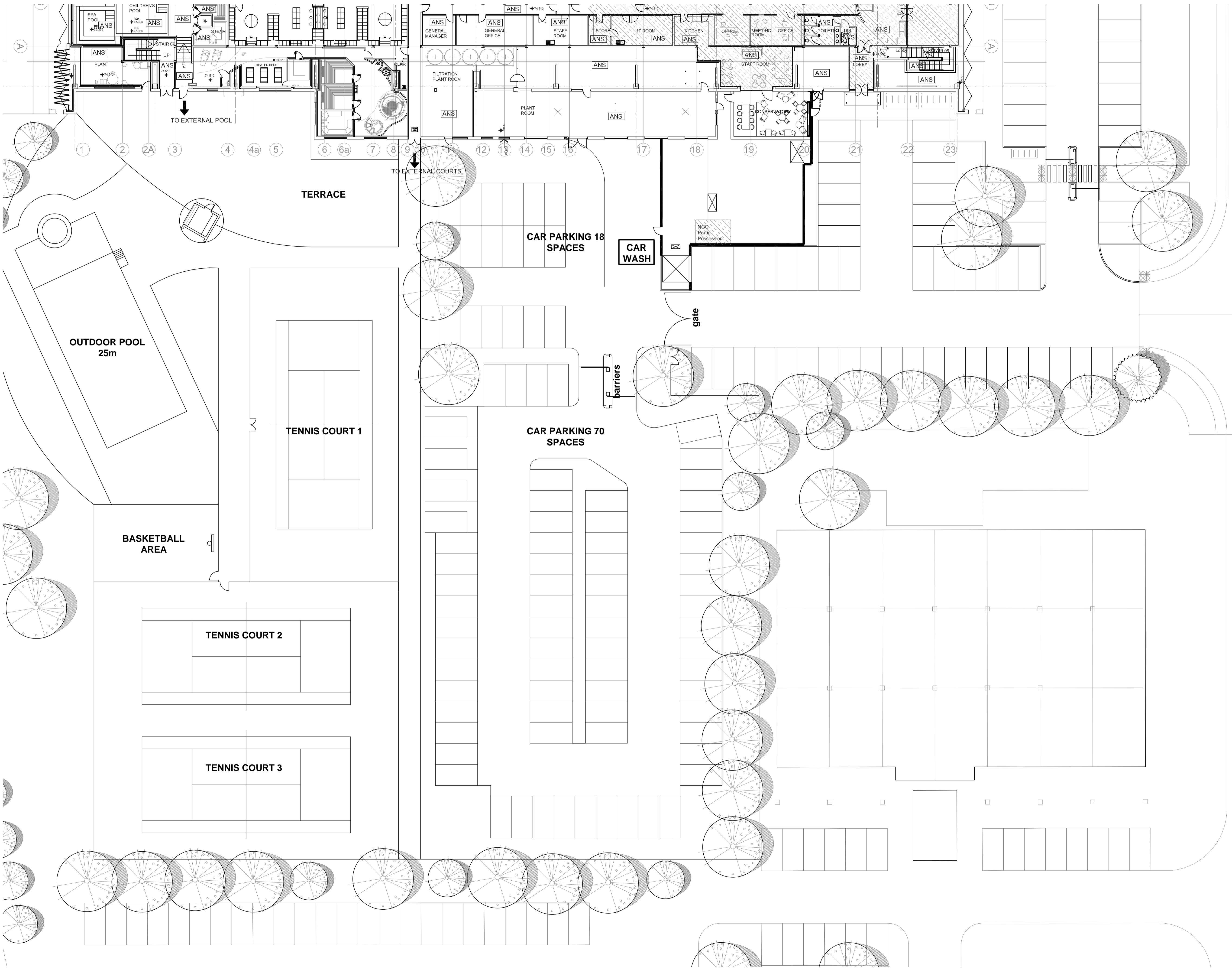
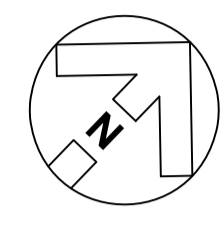
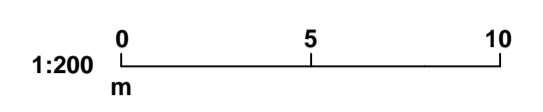


NOTE:
 DO NOT SCALE FROM THIS DRAWING.
 VERIFY ALL DIMENSIONS AND SETTING OUT ON SITE.
 NOTIFY ANY DISCREPANCIES TO THE ARCHITECT.
 FOR STRUCTURAL INFORMATION, REFER TO
 STRUCTURAL ENGINEER'S DRAWINGS.
 FOR M&E INFORMATION, REFER TO M&E ENGINEER'S
 AND SUB-CONTRACTOR'S DRAWINGS.
 FOR HEALTH & SAFETY INFORMATION, REFER TO
 HEALTH & SAFETY RISK ASSESSMENTS.



ISSUED BY: MPW DESIGNED BY: DATE: 11/12/2017
 RENUMBERED FROM A-09-000. SCALE BAR AND NORTH POINT ADDED

PLANNING

PLANNING DATE:



CLIENT:

HATFIELD

PROJECT:

EXISTING
 SITE PLAN (PART)

DRAWING NO. DATE: 11/12/2017
 DRAWN BY: MPW SCALE: 1:200@A1

Hadfield Cawkwell Davidson

Broomgrove Lodge, 13 Broomgrove Rd, Sheffield, S10 2LZ T 0114 266 8181 www.hcd.co.uk

Architecture | Engineering | Interior Design | Masterplanning | Urban Design
 2016-318 | A-09-001 | *
 S:\Architecture\2016-318\Drawings\A-09-001_Existing Site Plan.dwg HCD