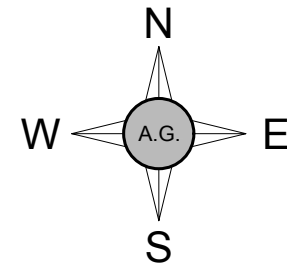
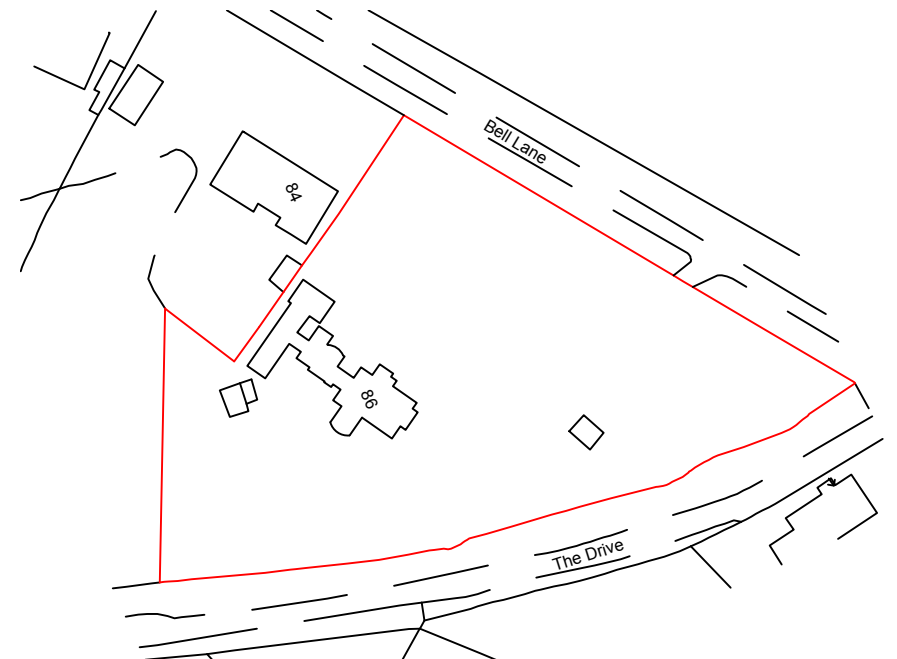
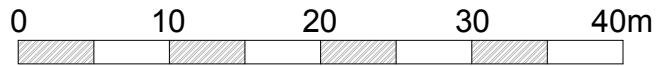


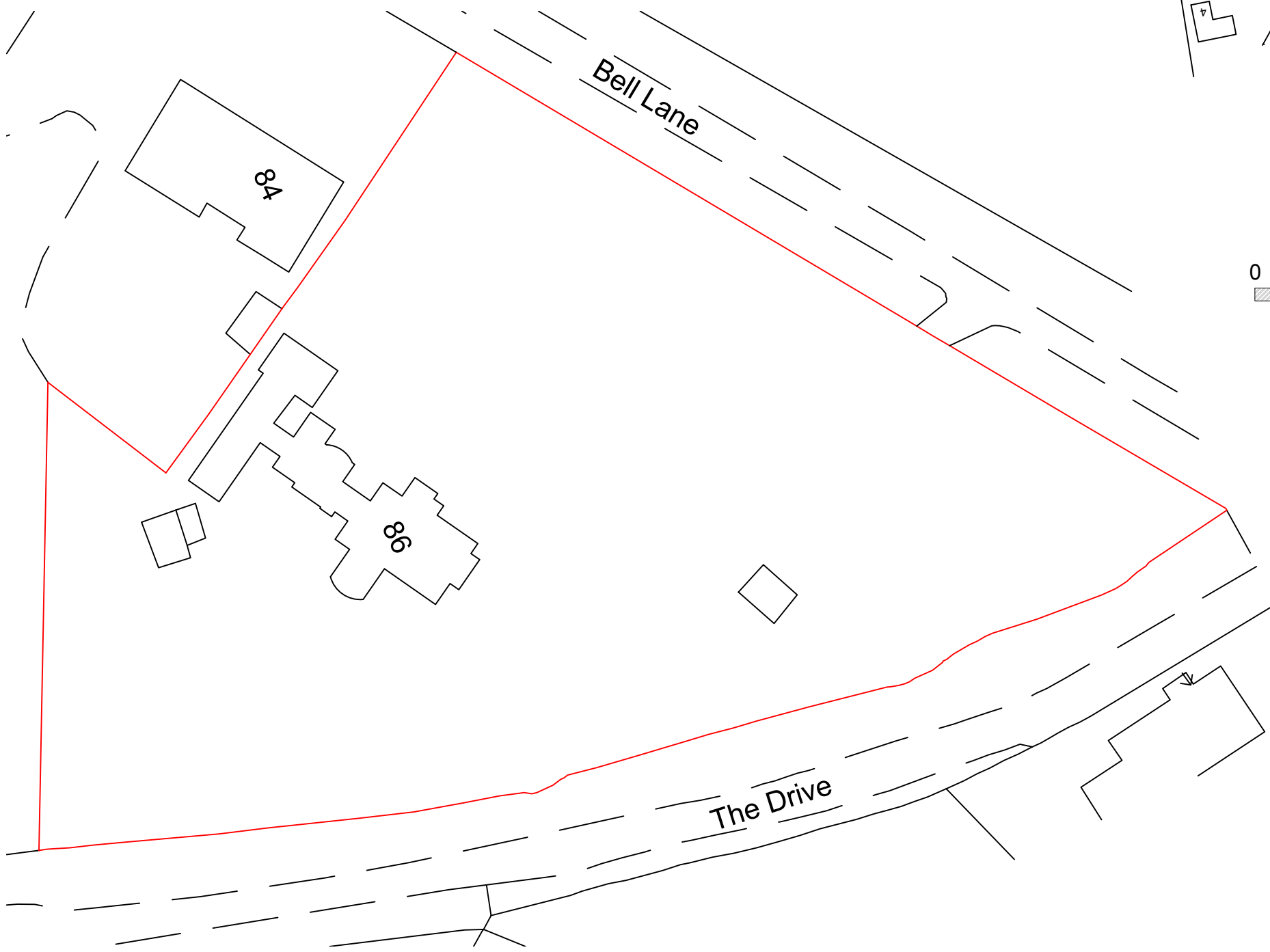
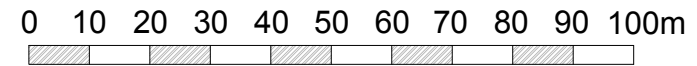
Existing Block Plan

Scale 1:500



Location Plan

Scale 1:1250



NOTES :

© COPYRIGHT -Alexander Gemini Ltd.

All dimension should be checked on site prior to works commencing.
 Variations in squareness, depth of plaster etc, must be checked for. Where new walls are shown as aligned with existing walls, physical removal of brickwork and / or plaster to establish the actual position of the wall being attached to must be checked.
 Any discrepancies should be reported in writing immediately.
 When printing off PDF's, check that the drawings are printed to correct paper size and scale.
 Documents should be used as to the drawing status described
 Property owner to ensure that all aspects of the "party wall etc., act 1996" are complied with prior to any works commencing on site.
 These drawings are not to be re-drawn, copied or sold unless permission has been given by Alexander Gemini Ltd.



WWW.ALEXANDERGEMINI.CO.UK

INFO@ALEXANDERGEMINI.CO.UK

SITE FINDING - DESIGN - PLANNING - DEVELOPING

PROJECT DESCRIPTION

Proposed Single Storey Rear Extension

SITE ADDRESS

86 Bell Lane, Brookmans Park AL9 7AY

DRAWING TITLE

Existing Location & Block Plan

PROJECT STATUS

Preliminary Design

DRAWING SCALE : 1:100 @ A3

DATE : NOV. 2020

DRAWN BY T.A.K **CHECKED BY** L.P.

REVISION : 0

DRAWING NUMBER : SH1