

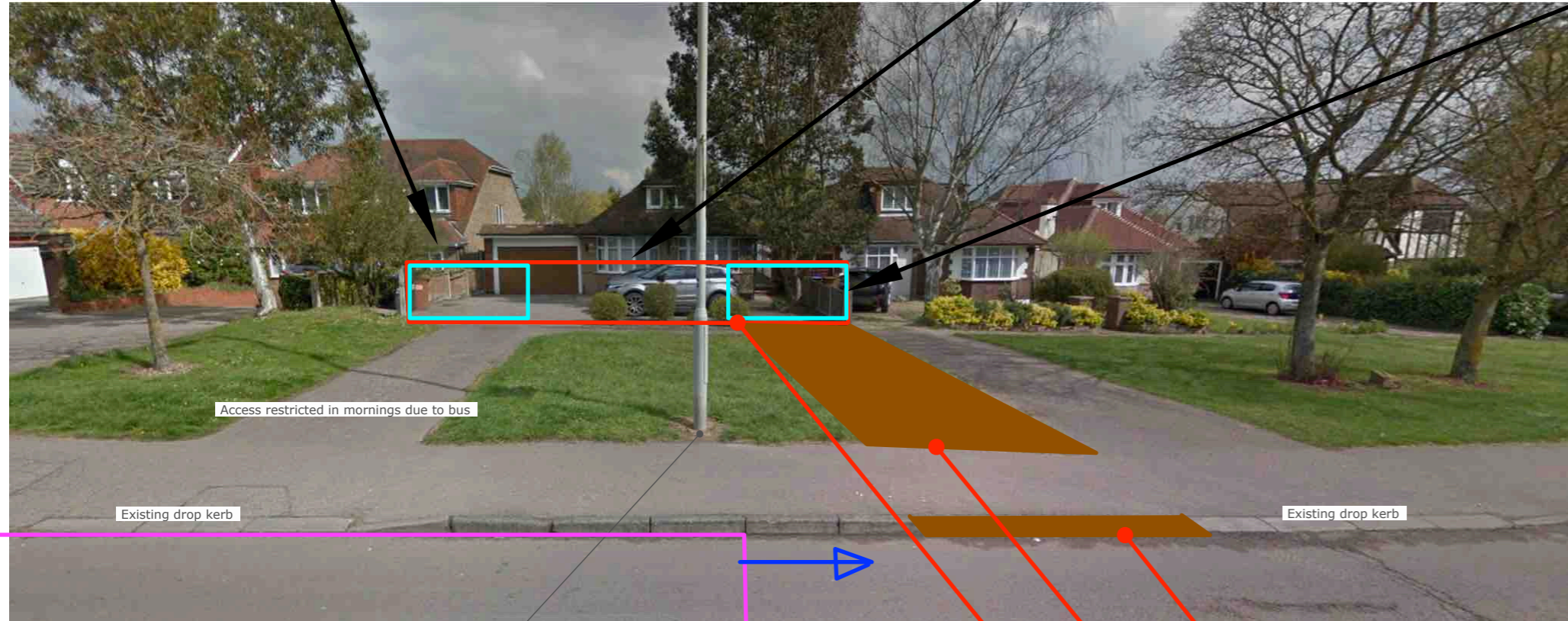
Sliding Gate



Wall Design Style (White rendered to match House Proposal Finish)



Sliding Gate



Access restricted in mornings due to bus

Existing drop kerb

Existing drop kerb

BUS STOP





PROPOSED DROP KERB

PROPOSED DRIVE

PROPOSED 2nd GATE with pedestrian access

It is seen here that when a bus comes in the mornings, it blocks the only access for no 50. This can remain blocked for a considerable time every morning.

This will create a double access drive between 48 and 50, Also extend the existing drop kerb at no 48 to incorporate no 50 access

-  PROPOSALS
-  New double gated wall
-  Bus standing
-  Gate access

NOTE:-

Wall piers will be no higher than 1.7m and the wall no higher than 1m with railings above