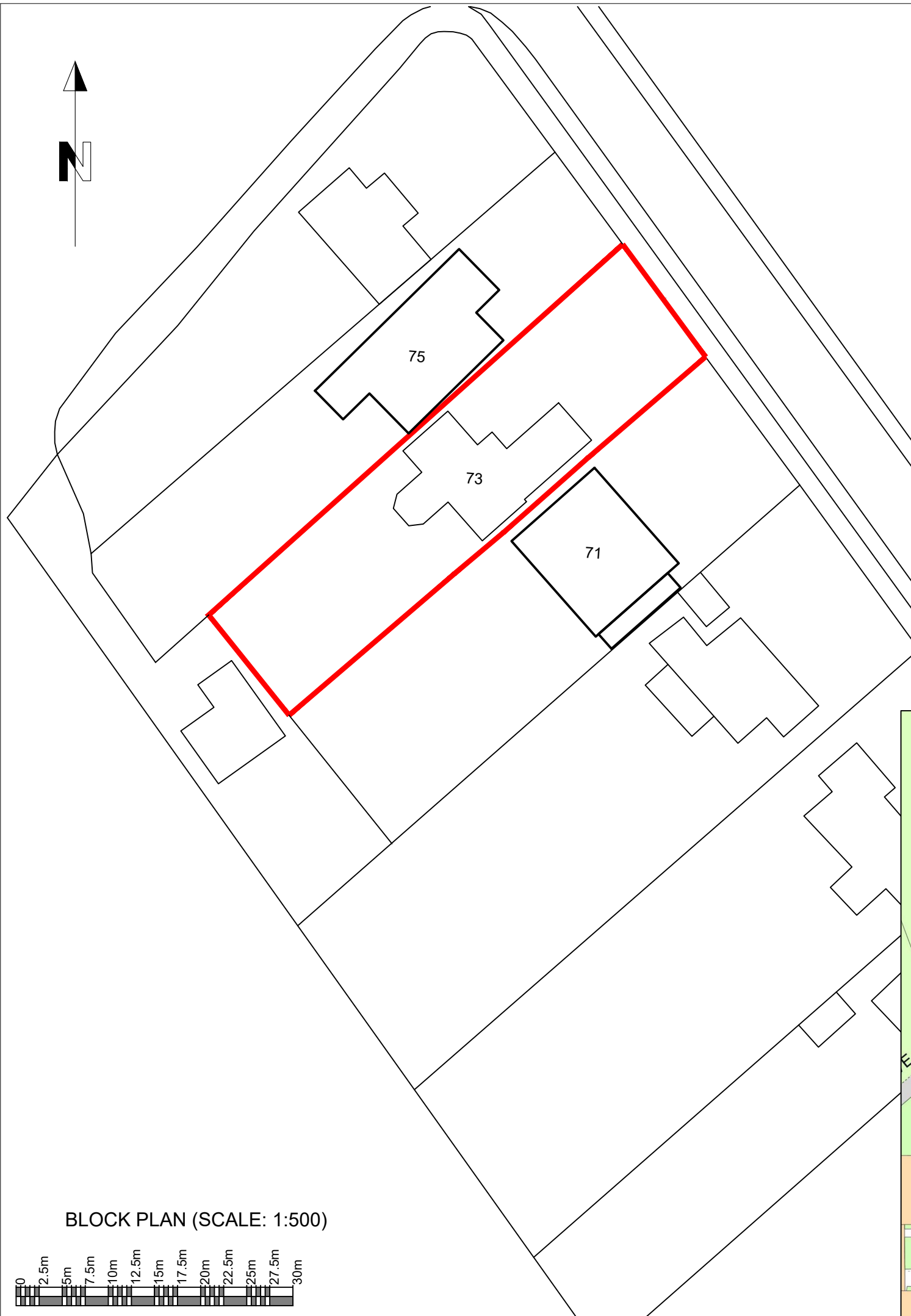
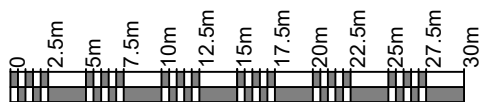


**Standard Instructions**

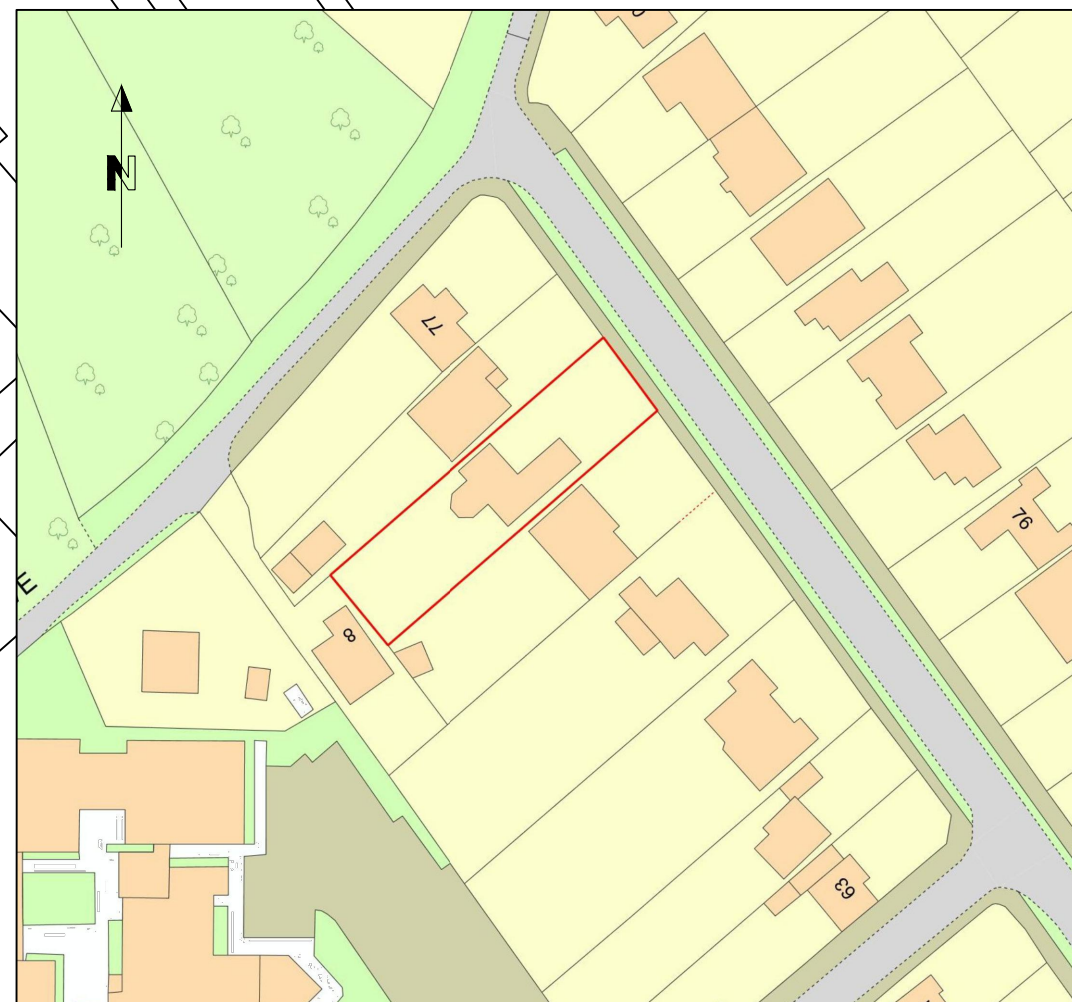
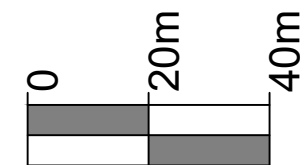
A: All dimensions to be verified on site & any discrepancies on the drawings or divergence between drawings to be immediately reported to the Project Manager before putting the work concerned in hand, fabricating the work or preparing shop drawings.  
 B: Work to figured dimensions only (except where full size details are provided).  
 C: Do not vary any work shown on the drawings without obtaining prior approval from the project Manager or Designer.  
 D: Any additional information required should be requested from the Project Manager or Designer before commencement of work on site.



**BLOCK PLAN (SCALE: 1:500)**



**SITE PLAN (SCALE: 1:1250)**



Revision	Description	Date	By
B	Updated to More Recent OS Map	20.10.20	SD
A	Updated to Reflect Site Survey	07.07.20	SD



Project Address:  
**73\_PINE\_GROVE**  
**BROOKMANS\_PARK**  
**AL97BL**

Drawing Title:  
**BLOCK\_PLAN\_&\_SITE\_PLAN**

Drawing Scale: <b>1:200@A3</b>	Drawn By: <b>JD/SD</b>	Date Created: <b>25.02.17</b>
-----------------------------------	---------------------------	----------------------------------

Drawing Number <b>73PG-12</b>	Revision <b>B</b>
----------------------------------	----------------------