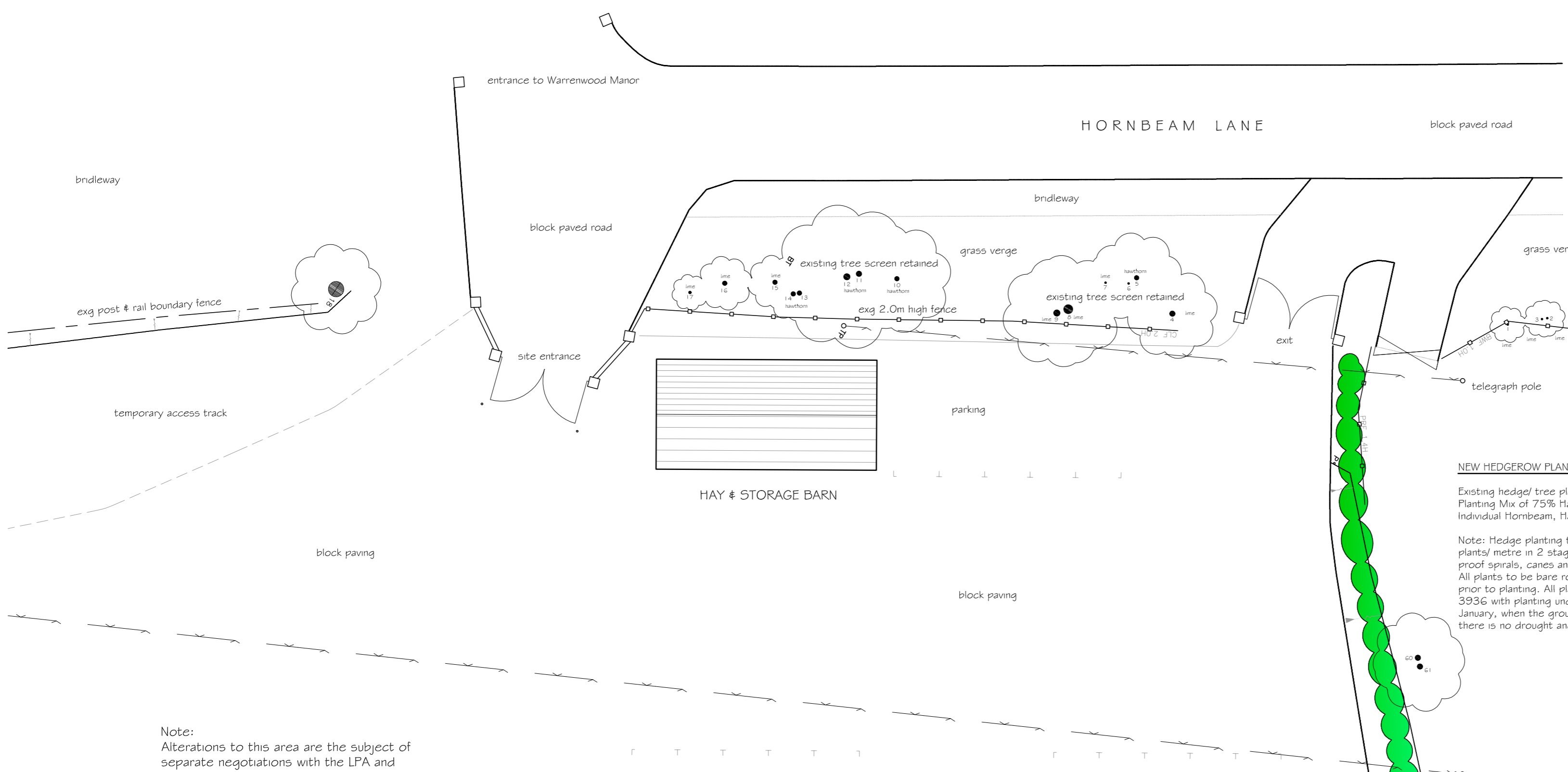
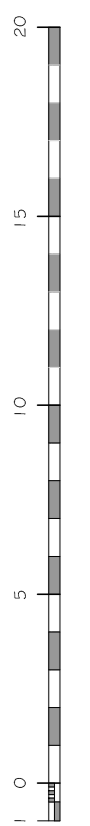


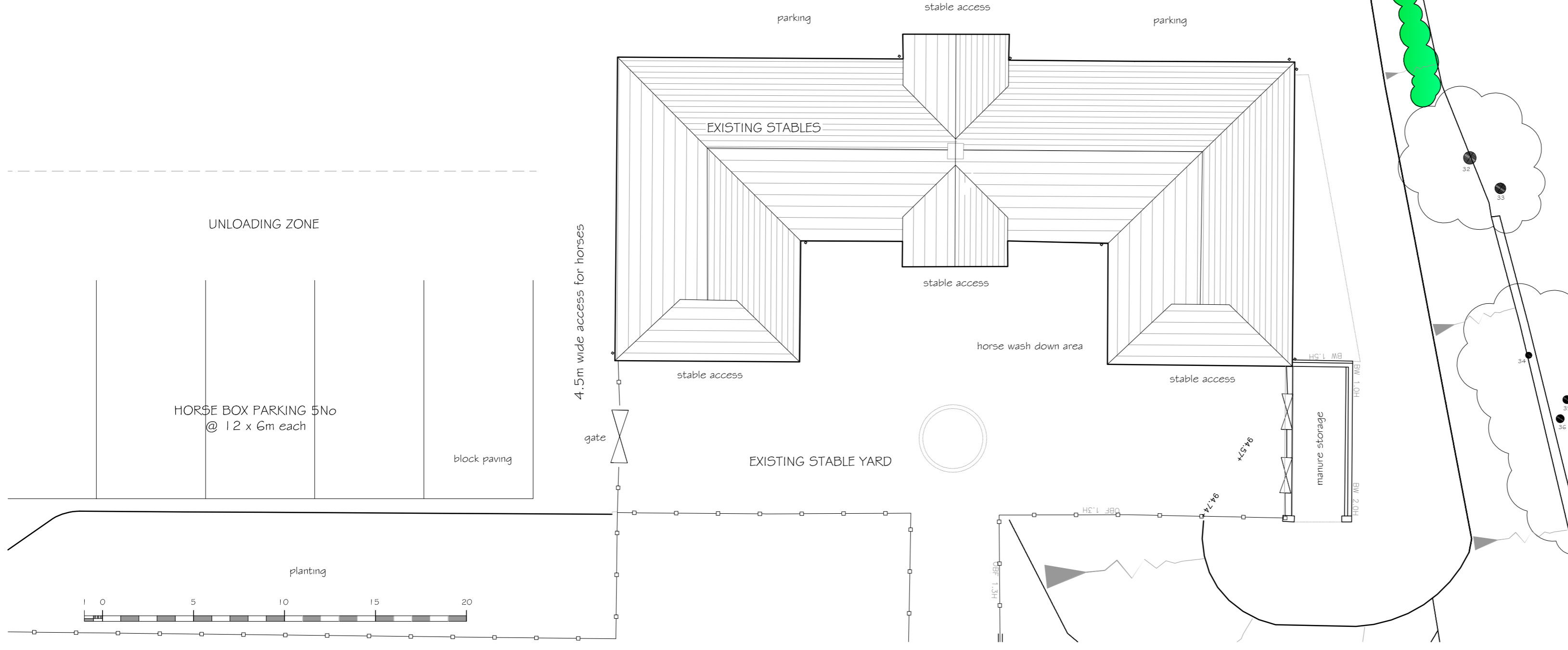
TREE SCHEDULE (reproduced from topographical survey Drg No 915139 dated April 2015)

No.	DIAMETER	SPREAD	HEIGHT	TYPE
1	0.1	2	4	LIME
2	0.1	2	4	LIME
3	0.1	2	4	LIME
4	0.3	5	5	LIME
5	0.25	5	7	HAWTHORN
6	0.1	2	3	HAWTHORN
7	0.1	3	3	LIME
8	0.5	6	10	LIME
9	0.35	6	6	LIME
10	0.25	6	8	HAWTHORN
11	0.3	2	10	HAWTHORN
12	0.35 MB	8	10	HAWTHORN
13	0.25	3	5	HAWTHORN
14	0.25	3	5	HAWTHORN
15	0.25	3	5	LIME
16	0.25	3	5	LIME
17	0.15	5	5	LIME
18	0.85	5	15	UNKNOWN
32	0.7	8	12	UNKNOWN
33	0.6	5	12	UNKNOWN
34	0.35	8	10	UNKNOWN
35	0.45 2B	8	12	UNKNOWN
36	0.45 MB	8	12	UNKNOWN
37	0.15	5	6	UNKNOWN
38	0.45 2B	8	12	UNKNOWN
39	0.25	6	8	UNKNOWN
60	0.3 2B	5	8	UNKNOWN
61	0.3 2B	5	8	UNKNOWN



NEW HEDGEROW PLANTING:
 Existing hedge/ tree planting gapped-up with Native hedgerow Planting Mix of 75% Hawthorn and 25% Field Maple with individual Hornbeam, Hazel, Black Thorn & Dog Rose.
 Note: Hedge planting to be 300-450mm mixed at random, 4 plants/ metre in 2 staggered rows and planted with rabbit proof spirals, canes and bark mulch.
 All plants to be bare root stock soaked in water immediately prior to planting. All plants and planting shall conform to BS 3936 with planting undertaken between November and January, when the ground is free from frost and snow, when there is no drought and in the absence of severe waterlogging.

Note:
 Alterations to this area are the subject of separate negotiations with the LPA and do not form part of this application.



Rev A: Landscape planting added as required by condition 2 of planning consent 6/2016/1953/FULL
 Date: April 2017

Revision: **PNA**
 2 The Coach House, Conneybury Farm
 Ermine Street, Buntingford, Herts, SG9 9RS
 01763 271292 / 01707 276595
 email: info@pna.eclipse.co.uk

Job Title:
 Warrenwood Manor
 Hornbeam Lane
 Essendon, Herts

Drawing Title:
 Equestrian Hay Barn
 Site Layout as Constructed

Date: Sept 2016 Scale: 1:200

Job No: 703 Drawing No: 200A

Copyright (c) Do Not Scale