


Project Management Initials: Designer: GO  
Checked: JP  
Approved: AS  
Drawn by: BMC  
ISO A0 841mm x 1189mm



**Notes**

**GENERAL NOTES**

ALL DIMENSIONS ARE IN MILLIMETERS UNLESS NOTED OTHERWISE.

ELECTRONIC DATA/ DRAWINGS ISSUED AS READ ONLY AND SHOULD BE INTERROGATED FOR MEASUREMENT. ALL DIMENSIONS AND LEVELS SHOULD BE READ ONLY FROM THOSE VALUES STATED IN TEXT ON THE DRAWINGS.

THIS DRAWING IS TO BE READ IN CONJUNCTION WITH ALL RELEVANT ARCHITECTURAL, CIVIL, STRUCTURAL, MECHANICAL AND ELECTRICAL DRAWINGS AND THEIR CORRESPONDING SPECIFICATIONS.

ALL WORK TO BE CARRIED OUT IN ACCORDANCE WITH CURRENT BUILDING REGULATIONS AND ALL RELEVANT BRITISH CODES OF PRACTICE.

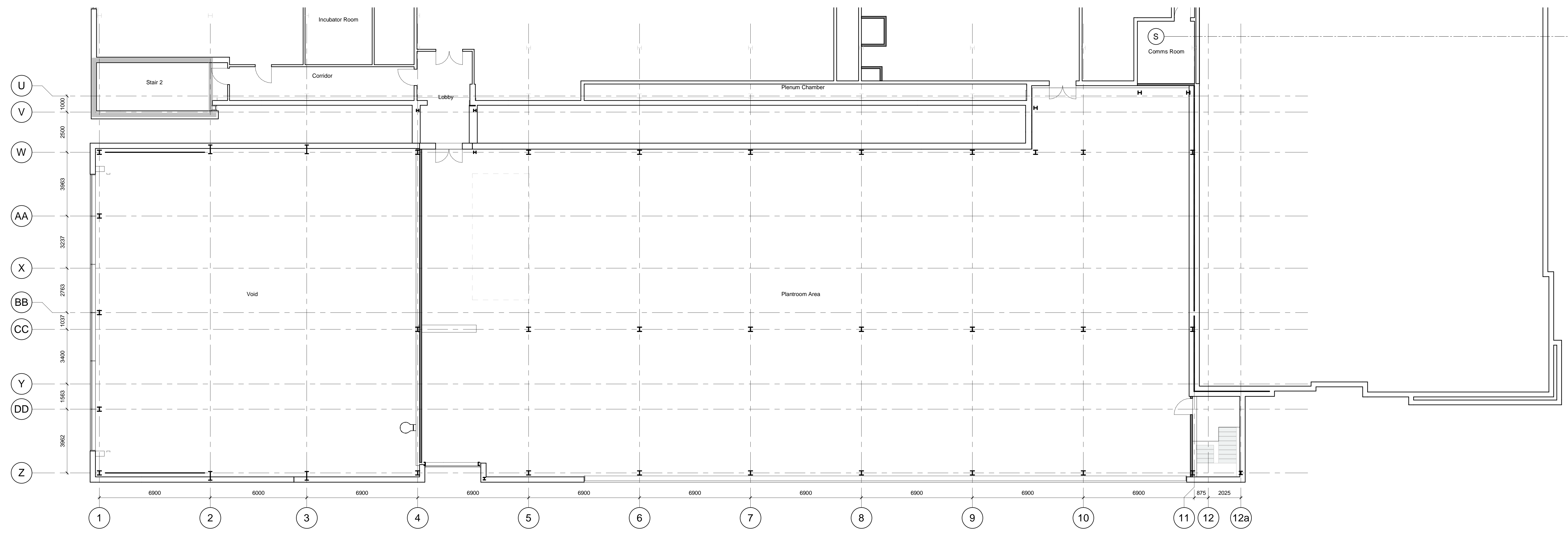
ALL CONTRACTORS SHALL BE RESPONSIBLE FOR THE CORRECT SETTING OUT OF THE WORKS ON SITE. CONTRACTOR MUST VISIT THE SITE AND BE RESPONSIBLE FOR TAKING AND CHECKING ALL DIMENSIONS RELATIVE TO THEIR WORK AND PRIOR TO FABRICATION OF MATERIALS.

AECOM ARCHITECTS ARE TO BE ADVISED OF ANY VARIATION BETWEEN DRAWINGS AND SITE CONDITIONS.

COPYRIGHT OF THIS DRAWING IS VESTED IN AECOM AND IT MUST NOT BE COPIED OR REPRODUCED WITHOUT WRITTEN CONSENT. FIGURED DIMENSIONS ONLY ARE TO BE TAKEN FROM THIS DRAWING.

**NOTE**

WORKS INCLUDED IN THIS CONTRACT WILL RELATE TO THE VOID, PLANTROOM, THE LIGHTWELLS & LINKS THROUGHOUT & THE ADJACENT PLANT AREA/FIRE ESCAPE ROUTE TO STAIR 2.



Existing First Floor Plan  
SCALE: 1 : 100

**Issue/Revision**

Rev	Description	Drawn By	
01	11/09/20	PLANNING ISSUE	GOA/AS/AS
02	02/07/20	PLANNING ISSUE	ISUALITY
03	20/05/20	TENDER ISSUE	BMC/AS/AS
04	20/05/20	TENDER ISSUE	BMC/AS/AS
05	20/05/20	Final issue for client comment	GOA/AS/AS
06	11/09/20	Final issue for client comment	GOA/AS/AS

**Key Plan**

**Suitability Status**

S2 - Suitable For Information

**Project Number**

60624540

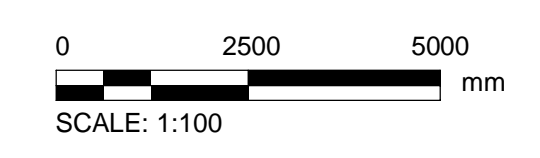
**Sheet Title**

Existing First Floor Plan

**Sheet Number**

60624540-ACM-EI-01-DR-A-01102

Scale: 1 : 100@A0 Rev: P2



This drawing has been prepared for the use of AECOM's client. It may not be used, modified, reproduced or relied upon by third parties, except as agreed by AECOM or as required by law. AECOM accepts no responsibility, and denies any liability whatsoever, to any party that uses or relies on this drawing, without AECOM's express written consent. All measurements must be obtained from the stated