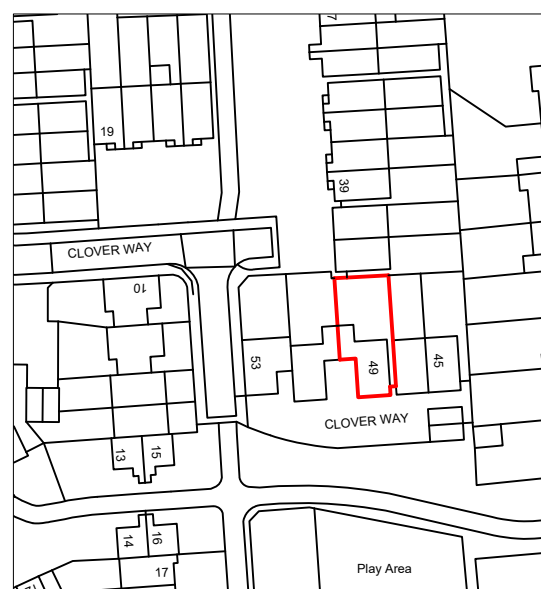




Notes

All drawings to be signed off by building control before the commencement of any works. If works commence on a Building Notice, the Builder/property owner commences works at their own risk and ELA Design (or its Officer's) cannot accept and liability whatsoever for these works carried out.



LOCATION PLAN

O/S licence number
1000 2243 2

Rev	Date	Details	By
A	15/09/21	Revision A	CE

Project: Loft Extension

Drawing: Site Location Plan

Address: 49 Clover Way,
Hatfield, AL10 9FN

Drawing N°: ELA/18 Rev: A

A3 Scale: 1:1250 Drawn By: CE Job No: 2174 Date: 15/09/21

ELA Design
Beechcroft
Riverside Avenue
Broxbourne
Herts
EN10 6RA
www.ela-design.co.uk Tel:- 07979510821