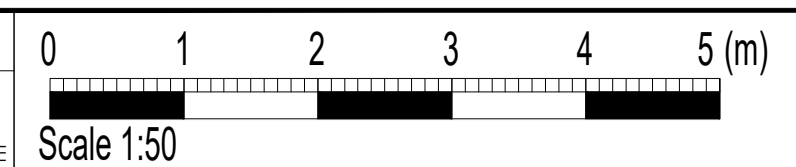
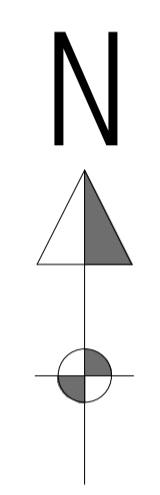
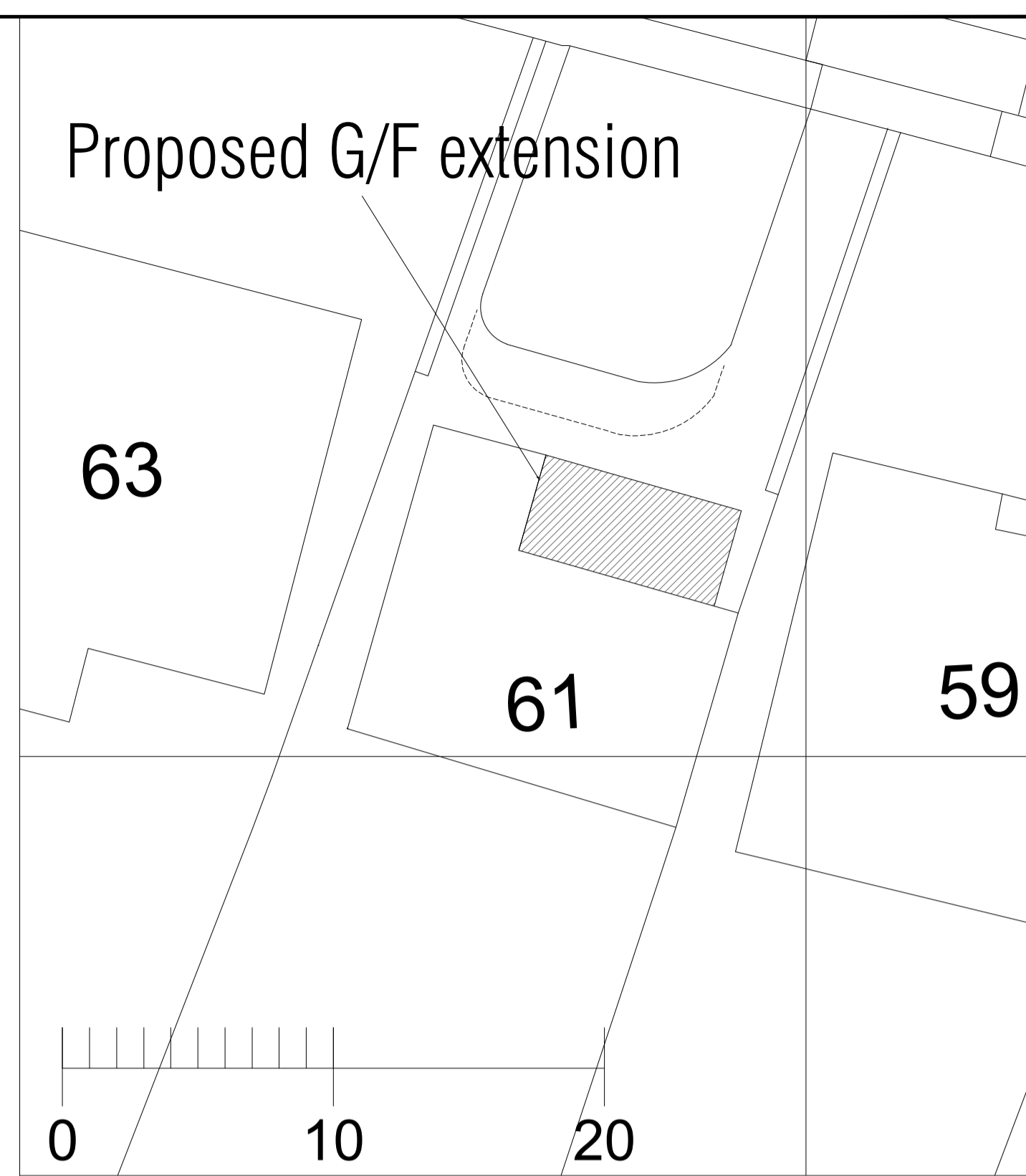


Notes:

1. THE COPYRIGHT OF THIS DRAWING IS VESTED IN EXPANSE PARTNERSHIP AND IT MAY NOT BE REPRODUCED IN WHOLE OR PART OR USED FOR THE MANUFACTURE OF ANY ARTICLE WITHOUT THE EXPRESS PERMISSION OF THE COPYRIGHT HOLDERS.
2. ALL WORKMANSHIP AND MATERIALS, SERVICE INSTALLATIONS AND DEMOLITIONS TO COMPLY WITH THE LATEST RELEVANT BUILDING REGULATIONS, BRITISH STANDARDS, CODE OF PRACTICE AND IEEE REGULATIONS. ALL DIMENSIONS AND LEVELS MUST BE CHECKED AND VERIFIED ON SITE PRIOR TO ORDERING, MANUFACTURING AND CONSTRUCTION. ALL DISCREPANCIES TO THE ARCHITECT'S DRAWINGS ARE TO BE BROUGHT TO THE ATTENTION OF EXPANSE PARTNERSHIP.
3. THIS DRAWING IS TO BE READ IN CONJUNCTION WITH ALL RELEVANT ARCHITECTS, SERVICE ENGINEERS' AND EXPANSE PARTNERSHIP DRAWINGS AND SPECIFICATIONS.



GROUND FLOOR PLAN 1:50



REV	DESCRIPTION	BY	DATE
STATUS: Planning Issue			
EXPANSE PARTNERSHIP			
Architectural & Structural Engineering Consultants			
CLIENT:	Mr Callum Ellesley 61 The Ridgeway Cuffley, Potters Bar, EN6 4BD		
ARCHITECT:	75 Shooters Drive Nazeing Waltham Abbey EN9 2QB		
SITE:	61 The Ridgeway, Cuffley, Potters Bar.		
TITLE:	Proposed Plans and Block Plan.		
SCALE AT A1:	DATE:	DRAWN:	CHECKED:
1:50 & 1:200	30/09/22	RPW	SF
PROJECT NO:	DRAWING NO:	REVISION:	
279	103	B	