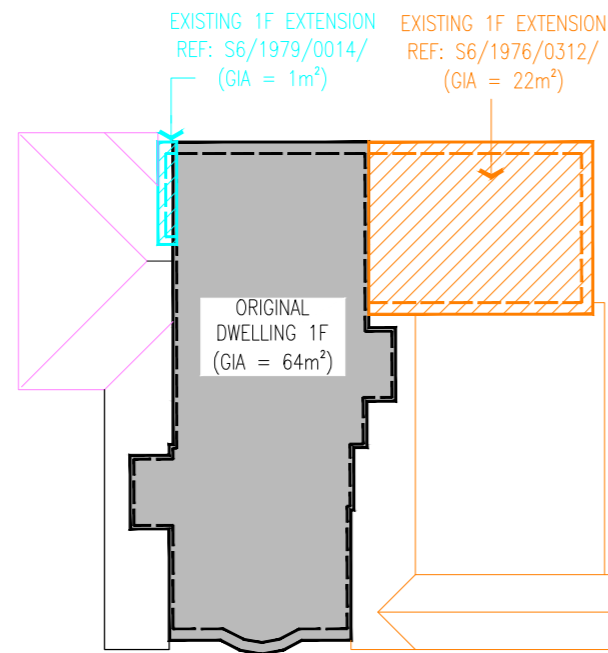
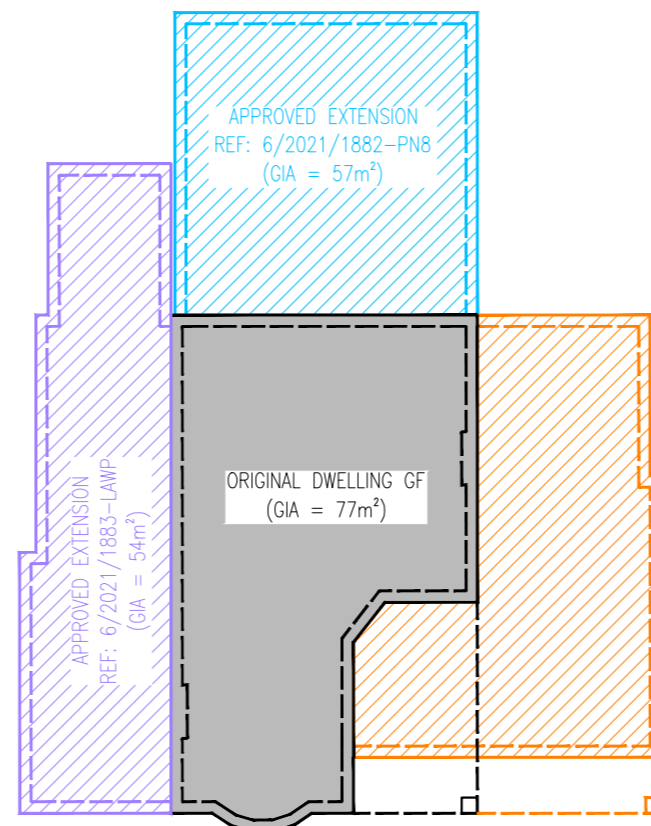


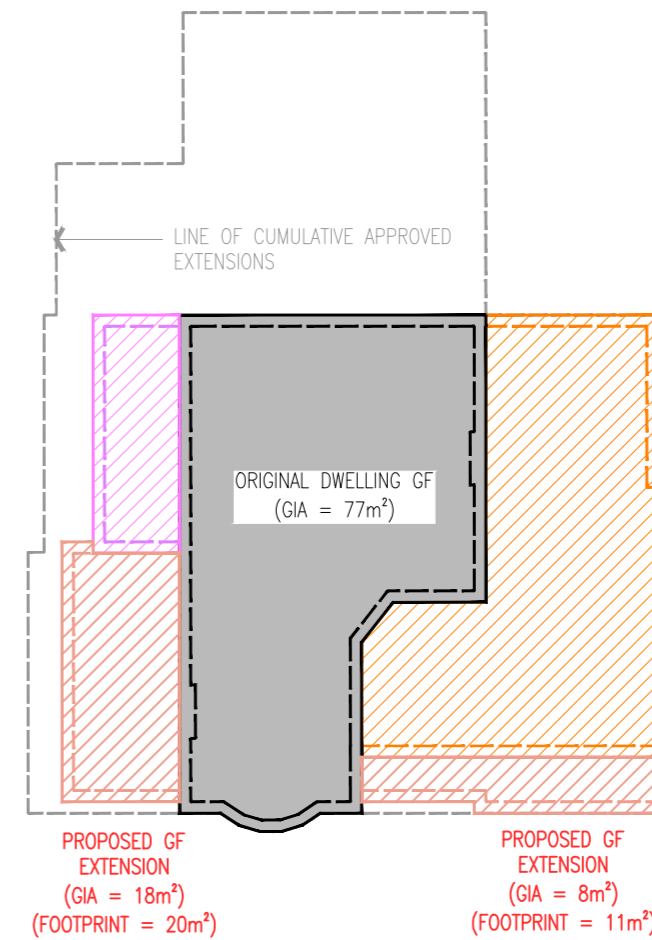
[01] EXISTING GROUND FLOOR AREAS 1:200



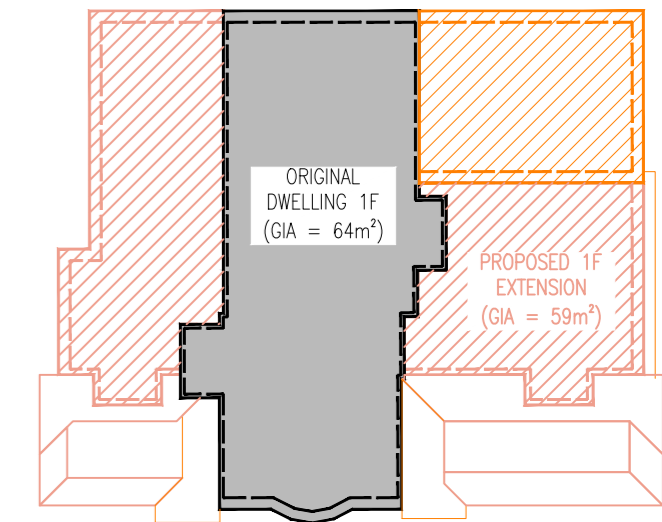
[02] EXISTING FIRST FLOOR AREAS 1:200



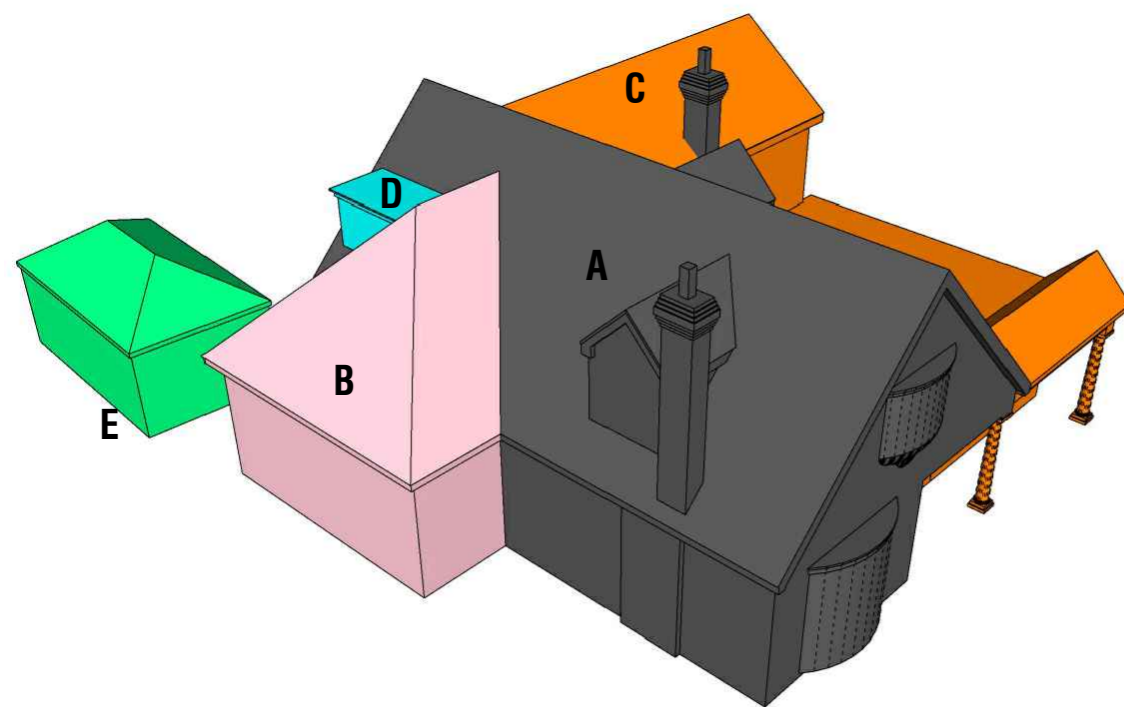
[03] APPROVED GROUND FLOOR AREAS 1:200



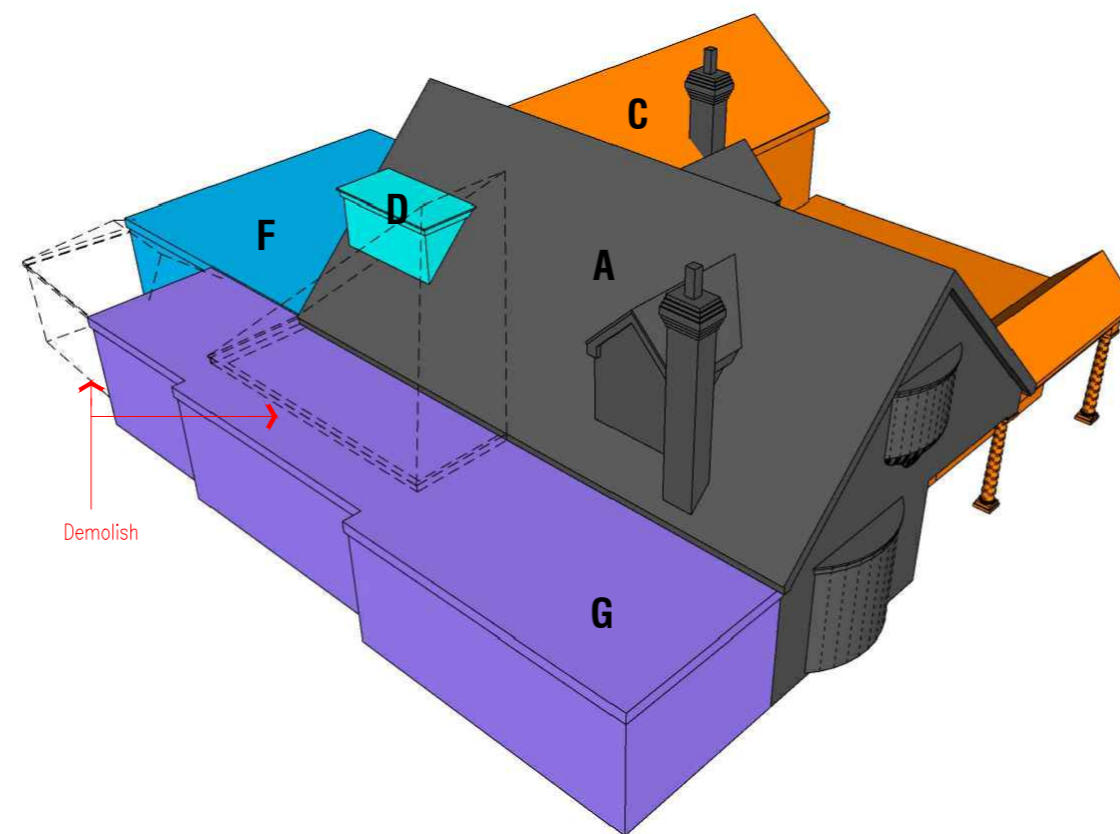
[04] PROPOSED GROUND FLOOR AREAS 1:200



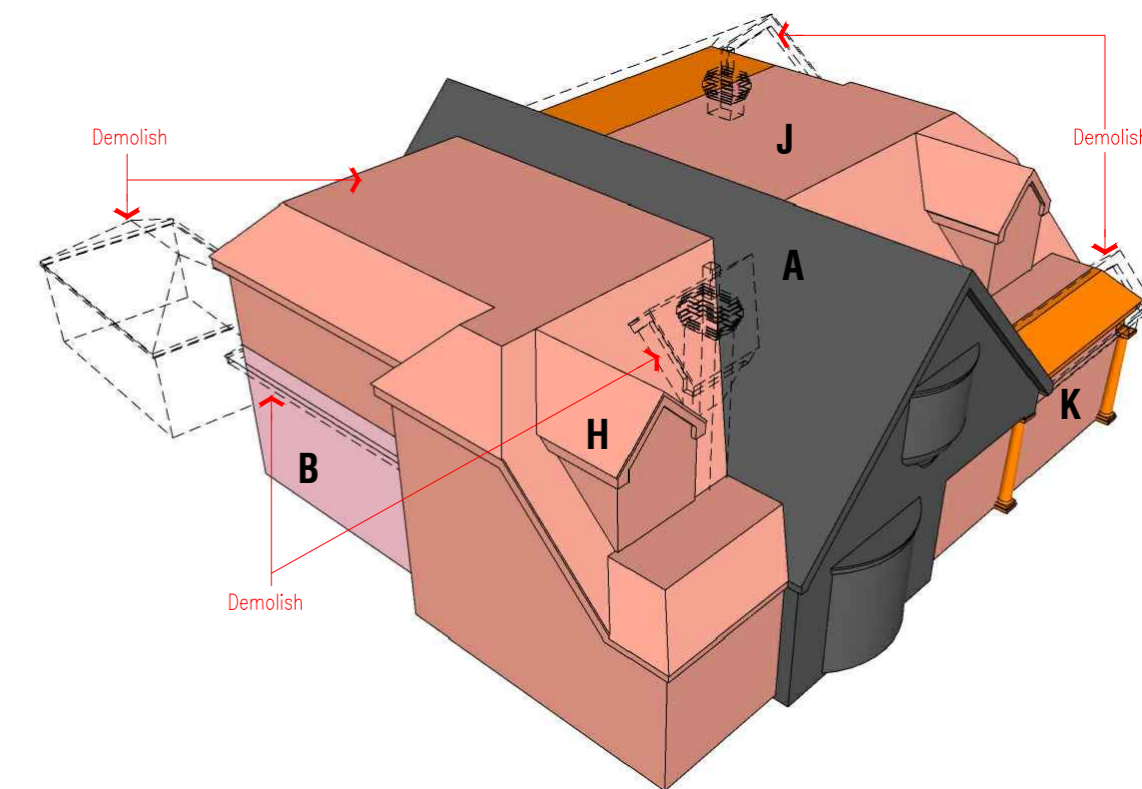
[05] PROPOSED FIRST FLOOR AREAS 1:200



[06] EXISTING VOLUMES



[07] APPROVED VOLUMES



[07] PROPOSED VOLUMES

THIS DRAWING CONCLUDES THAT THE PROPOSED EXTENSIONS VS THE APPROVED CUMULATIVE EXTENSIONS EQUATES TO:
 8% LESS IN GROSS INTERNAL FLOOR AREA
 2% LESS IN GROSS VOLUME
 31% LESS IN FOOTPRINT / SPRAWL.

MASS	DESCRIPTION	GROSS INTERNAL AREA (GIA m ²)	VOLUME (m ³)	FOOTPRINT (m ²)
A	ORIGINAL DWELLINGHOUSE	141	568	107
B	EXISTING EXTENSION	11	73	14
C	EXISTING EXTENSION	61	336	63
D	EXISTING EXTENSION	1	2	2
E	EXISTING OUTBUILDING	16	62	22
B+C+D+E	TOTAL BUILT FORM (existing)	89	473	99
F	APPROVED EXTENSION	57	190	64
G	APPROVED EXTENSION	54	186	63
F+G	TOTAL APPROVED EXTENSIONS	111	376	127
H	PROPOSED EXTENSION	18	180	20
J	PROPOSED EXTENSION	59	176	0
K	PROPOSED EXTENSION	8	25	11
H+J+K	TOTAL PROPOSED EXTENSIONS	84	355	31
	CUMULATIVE PROPOSAL (A+B+C+D+H+J+K)	298	1334	215
	% Vs EXISTING (A+B+C+D+E)	30%	28%	4%
	% Vs APPROVED EXTENSIONS (A+C+D+F+G)	-8%	-2%	-31%

this drawing is the property of ARGENTO DESIGN STUDIO and is issued on the condition that it is not reproduced, disclosed or copied to any unauthorised person in whole or part without prior written consent.

the contractors are to check all dimensions, drain runs and general conditions on the site before works commence, and inform ARGENTO DESIGN STUDIO immediately upon discovery of any errors, omissions or discrepancies; all works are to be carried out in accordance with current building regulations, british standards, code of practice and local authority requirements. this drawing must be read together with the specification, bill of quantities and related drawings.

