

Shell UK Ltd

Shell, Stanborough Road,  
Welwyn Garden City

Project Reference: 2109-023/TN/01

Technical Note

---



90 High Holborn  
London  
WC1V 6LJ

020 7119 1155  
london@tpa.uk.com  
www.tpa.uk.com

## 1 Response to highways comments

- 1.1 Further to the submission of planning application 6/2021/2260/FUL Hertfordshire County Council as highway authority have provided comments on the proposals, dated 23 August 2021. This report provides a response to the comments and updated plans to support the response.

### Vehicular access arrangement

- 1.2 The comments request that the vehicular access points for the site are either narrowed and tactile paving included or that they are changed to dropped kerb type accesses. The latter solution would not be viable without changing the level of the forecourt within the site and as such a design has been produced for narrowing of the accesses and the inclusion of tactile paving. A plan illustrating the proposed arrangement is appended to this report.

### Refuse collections

- 1.3 A further comment was received with regard to access between the bin storage on site and a refuse vehicle. The updated scheme now includes a 1.5m gap between the parking bays, allowing for bins to be taken to and from a refuse vehicle.

### Service vehicle access

- 1.4 Swept path analysis for refuse vehicles, goods delivery vehicles (which are expected to be 10m rigid vehicles or smaller) and for 16.5m articulated vehicles is provided on the appended plans, highlighting that all vehicles will be able to enter and exit the site in forward gear, following the entry only / exit only arrangement set out for the two access points.

## Document Management

© 2021 Transport Planning Associates Limited. All Rights Reserved.

This document has been prepared by Transport Planning Associates for the sole use of our client in accordance with generally accepted consultancy principles, the budget for fees and the terms of service agreed between Transport Planning Associates and our client. Any information provided by third parties and referred to herein has not been checked or verified by Transport Planning Associates, unless otherwise expressly stated in the document. No third parties may rely upon this document without the prior and express written agreement of Transport Planning Associates.

### **Document Review**

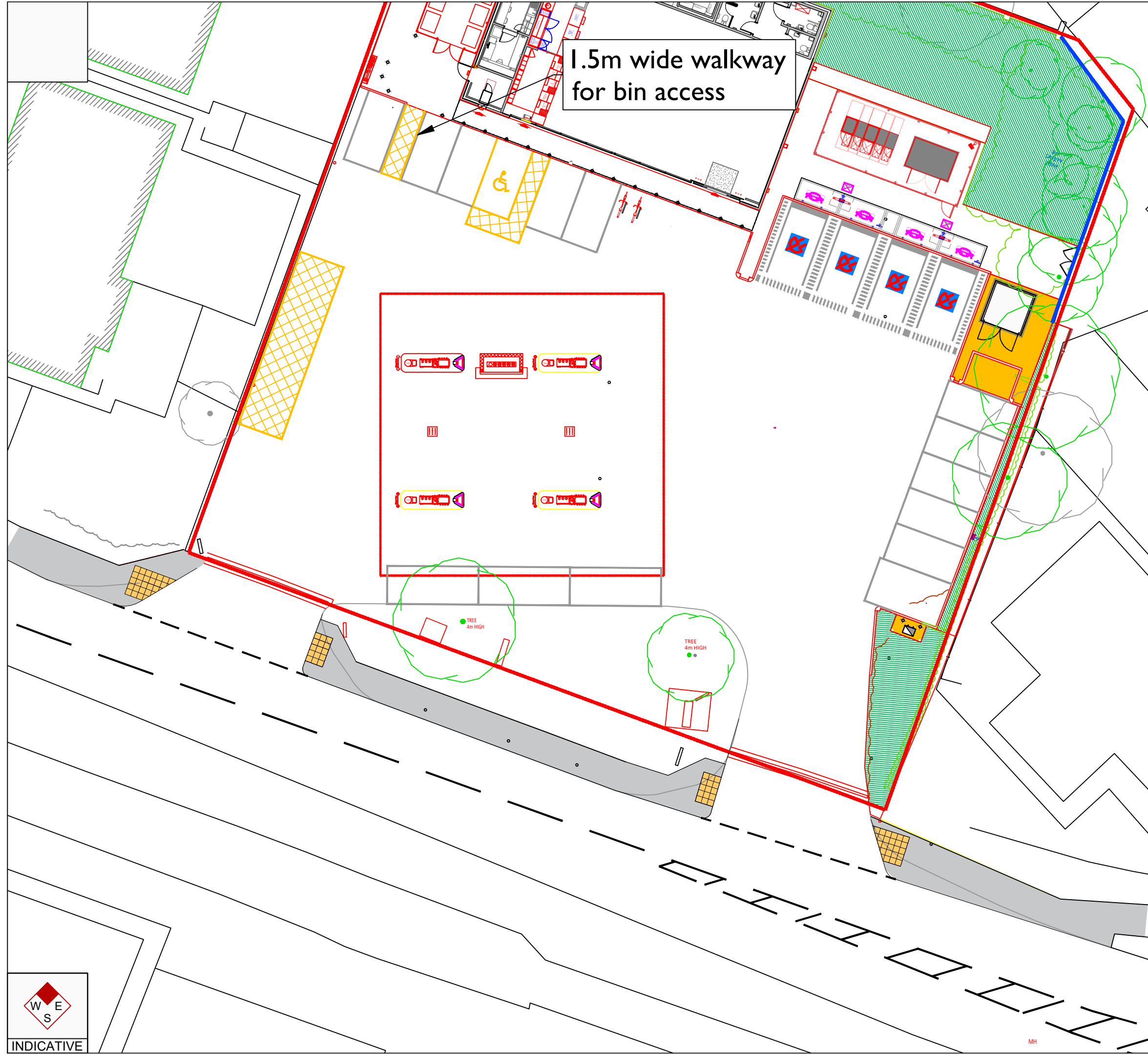
	<b>Status</b>	<b>Author</b>	<b>Checker</b>	<b>Approver</b>	<b>Date</b>
01	Draft	NH		NH	Oct 21
-	Issue	NH		NH	Oct 21
A	Revision <sup>a</sup>				
B	Revision <sup>b</sup>				

---

a

b

NOTES:



1.5m wide walkway for bin access

Rev	Date	Details	Drawn by	Checked by

Bristol  
 Cambridge  
 London  
 Manchester  
 Oxford  
 Welwyn Garden City



020 7119 1155  
[www.tpa.uk.com](http://www.tpa.uk.com)

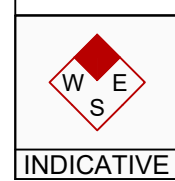
Shell UK Ltd

SHELL  
 WELWYN GARDEN CITY  
 STANBOROUGH ROAD

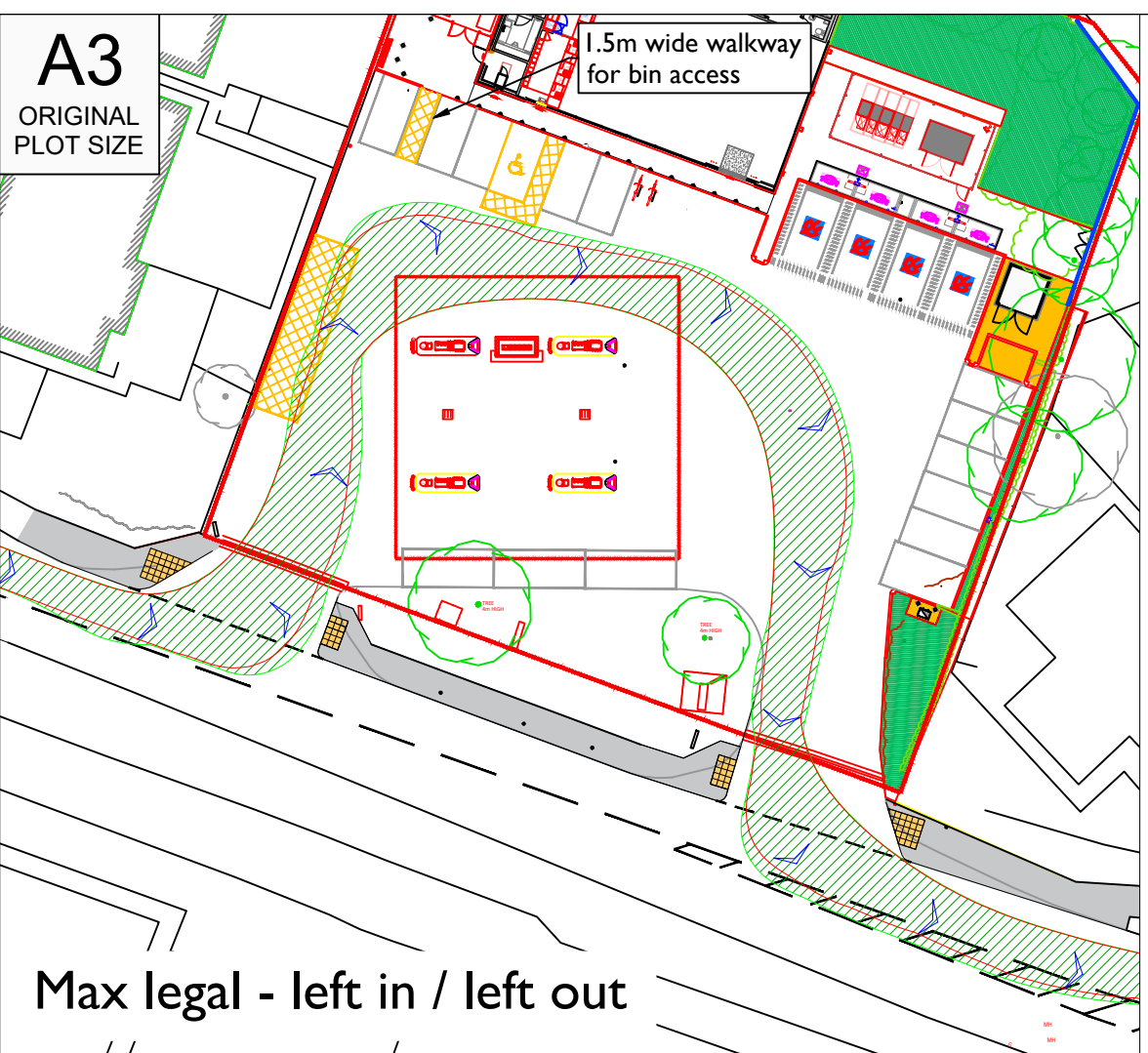
PROPOSED ACCESSES  
 & PEDESTRIAN CROSSING  
 POINTS

PRELIMINARY DESIGN

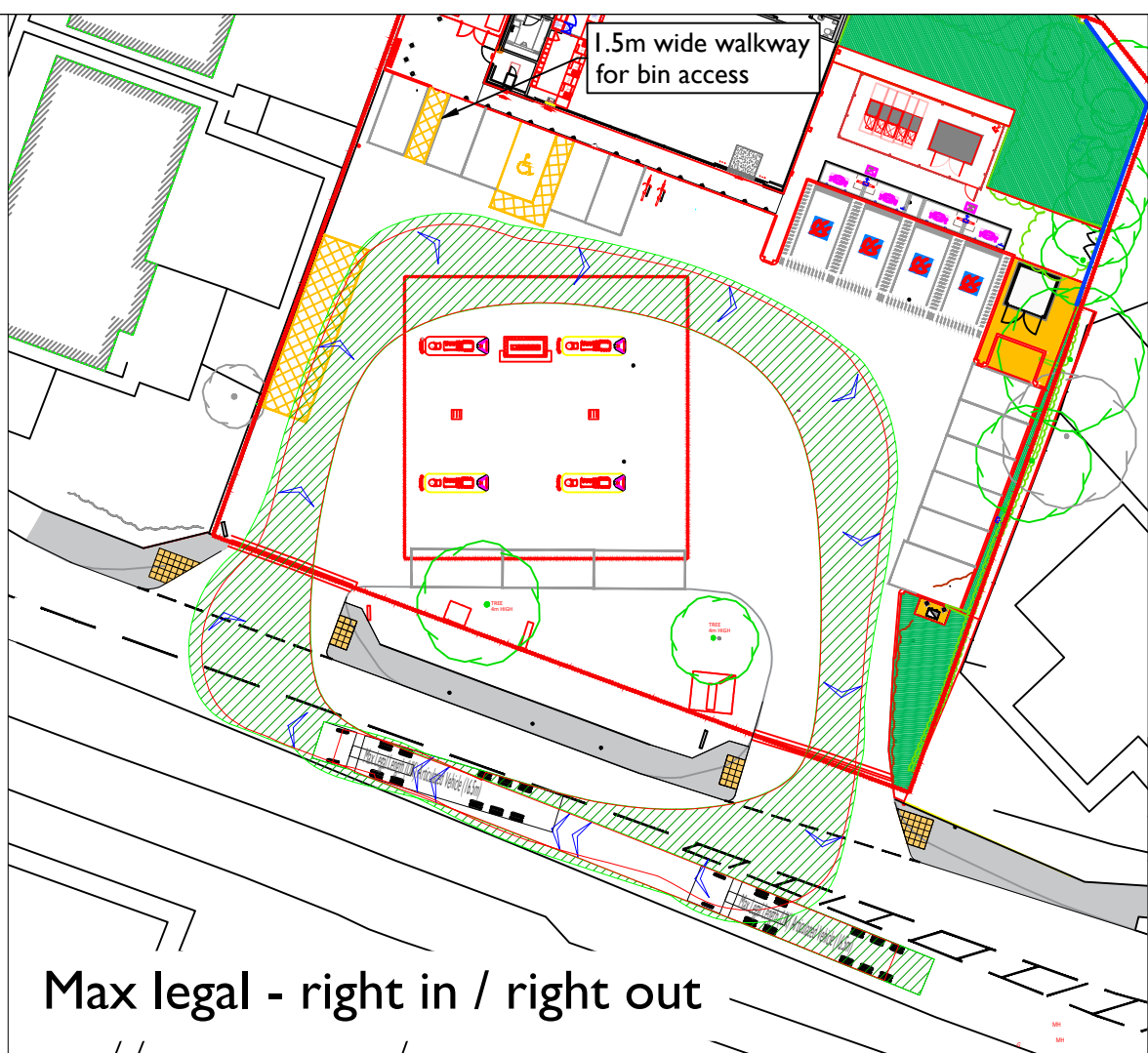
1:200	24.9.21	TJP	NH	TJP
2109-023		PD001		-



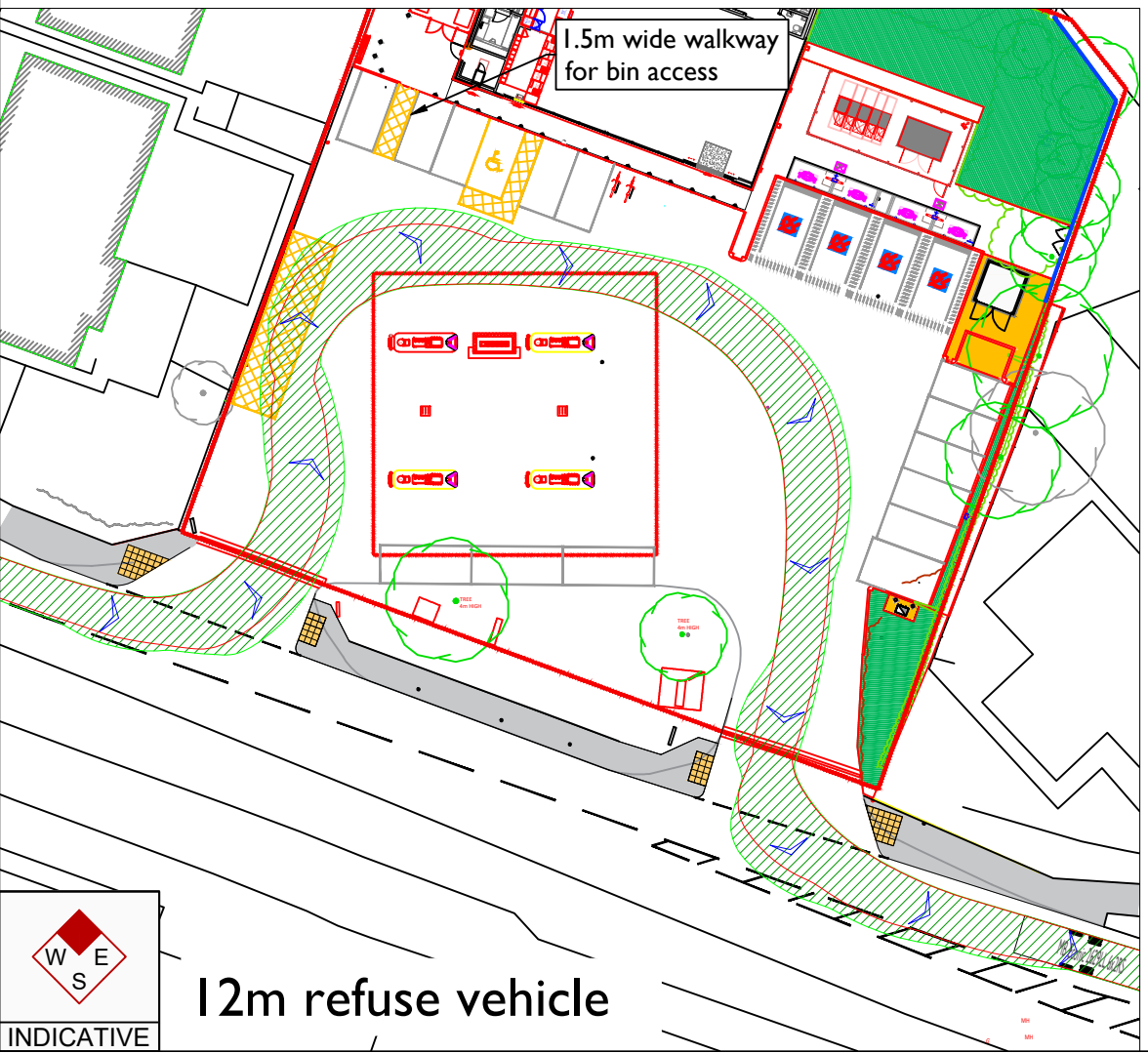
**A3**  
ORIGINAL  
PLOT SIZE



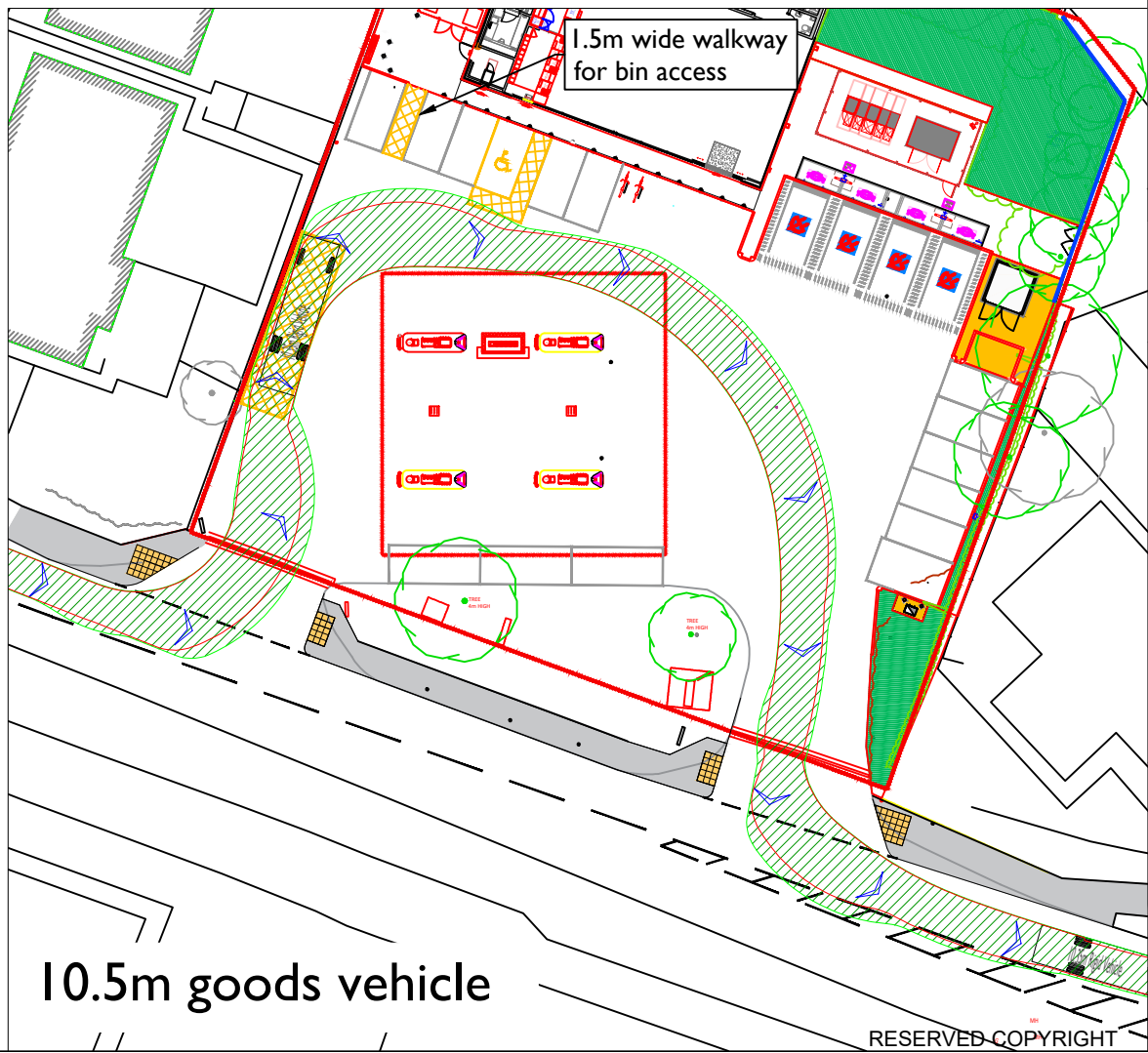
Max legal - left in / left out



Max legal - right in / right out



12m refuse vehicle



10.5m goods vehicle



NOTES:

Rev	Date	Details	Drawn by	Checked by	Approved by

Bristol  
Cambridge  
**London**  
Manchester  
Oxford  
Welwyn Garden City

90 High Holborn  
London  
WC1V 6LJ  
020 7119 1155  
[www.tpa.uk.com](http://www.tpa.uk.com)



CLIENT:  
**Shell UK Ltd**

PROJECT:  
**SHELL  
WELWYN GARDEN CITY  
STANBOROUGH ROAD**

TITLE:  
**Swept path analysis  
of proposed site layout**

STATUS:  
**FOR INFORMATION**

SCALE: 1:500	DATE: 28.9.21	DRAWN: NH	CHECKED:	APPROVED: NH
JOB NO: 2109-023	DRAWING NO: SP01	REVISION:	-	