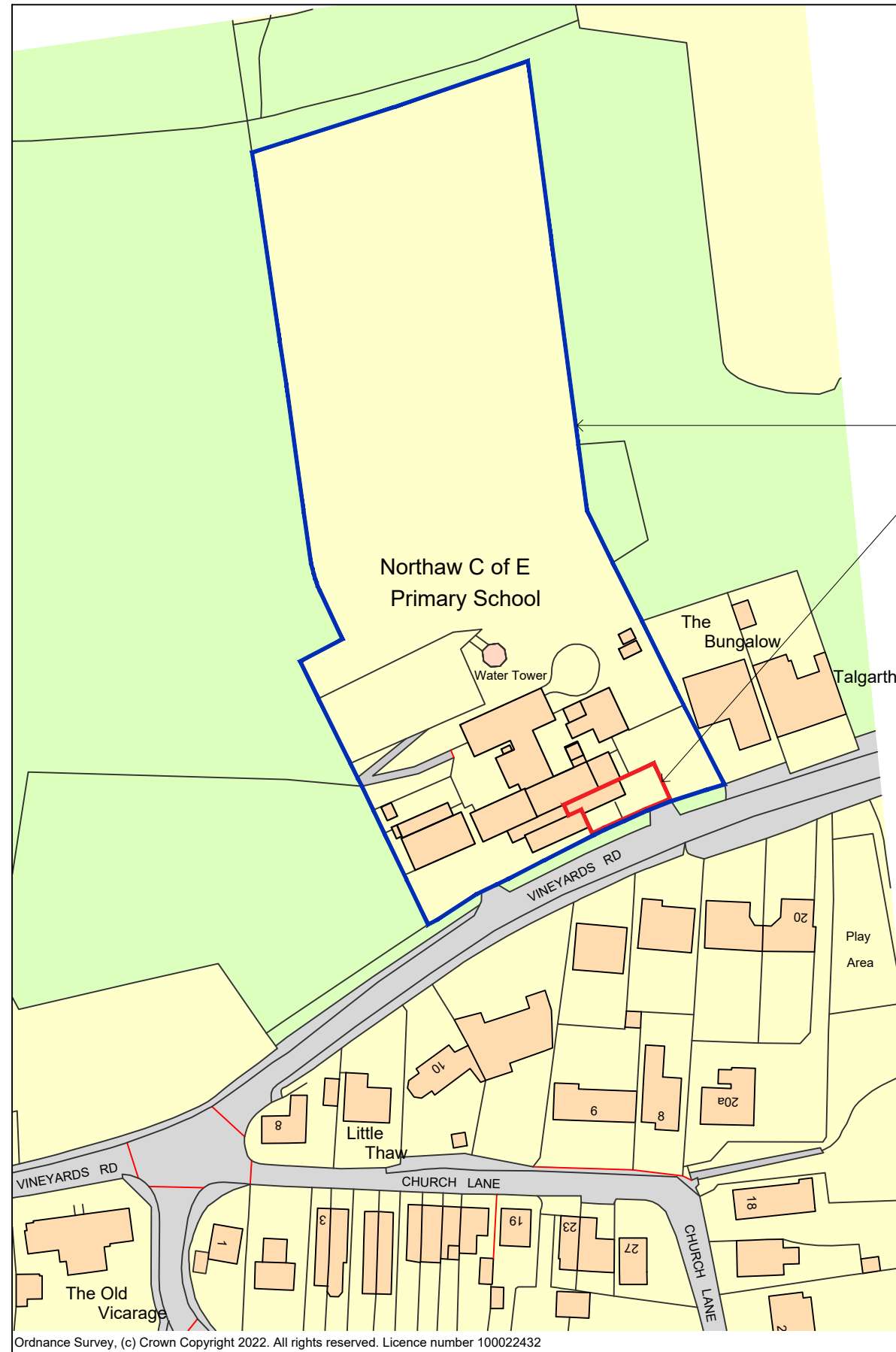


All dimensions to be verified on site by Main Contractor before the start of any shop drawings or work whatsoever either on their own behalf or that of sub-contractors.

Report any discrepancies to the Contract Administrator at once.

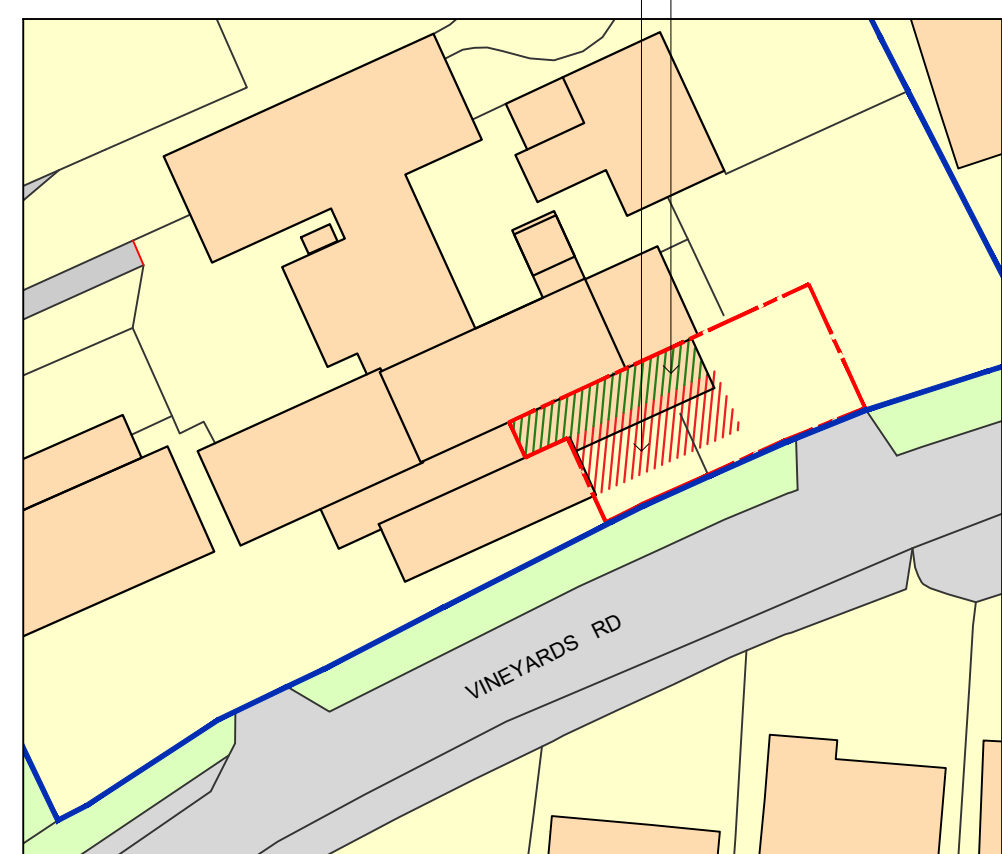
This drawing is to be read with all relevant Architect's and Engineer's drawings and other relevant information.

C. Archer Building Consultancy Ltd.



Ownership boundary (blue)

Site boundary, including access to/ from highway (red)



Existing flat roof to be overlaid (green hatch)

Location of proposed extension (red hatch)



A	13-07-22	Note altered	NC	GM
Revision:	Date:	Description:	Drw:	Chk:



**ARCHER BUILDING CONSULTANCY LTD**  
 BAILEYS BARN  
 BULLOCKS FARM, HOPE END,  
 TAKELEY  
 ESSEX  
 CM22 6TA

TEL: 01279 871981  
 ENQUIRIES@ARCHERBC.CO.UK


Project:  
 NORTHAW C OF E PRIMARY SCHOOL  
 VINEYARDS ROAD  
 NORTHAW  
 HERTS EN6 4PB

Drawing Title:  
 LOCATION & BLOCK PLANS  
 STAFF ROOM EXTENSION PROJECT

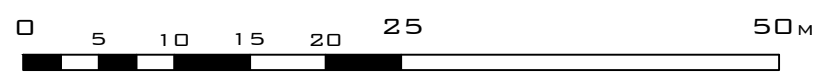
Client:  
 NORTHAW C OF E PRIMARY SCHOOL

Drawn: NC	Checked: JR	Date: JAN'22	Scale: STATED	Paper Size: A3
Job no. 2021.051	Dwg. no. 201	Revision: A	<input type="radio"/> Existing <input checked="" type="radio"/> Feasibility <input type="radio"/> Planning <input type="radio"/> Tender <input type="radio"/> Construction <input type="radio"/> As Built	

LOCATION PLAN  
 @ 1:1250



EXISTING BLOCK PLAN  
 @ 1:500



Ordnance Survey, (c) Crown Copyright 2022. All rights reserved. Licence number 100022432