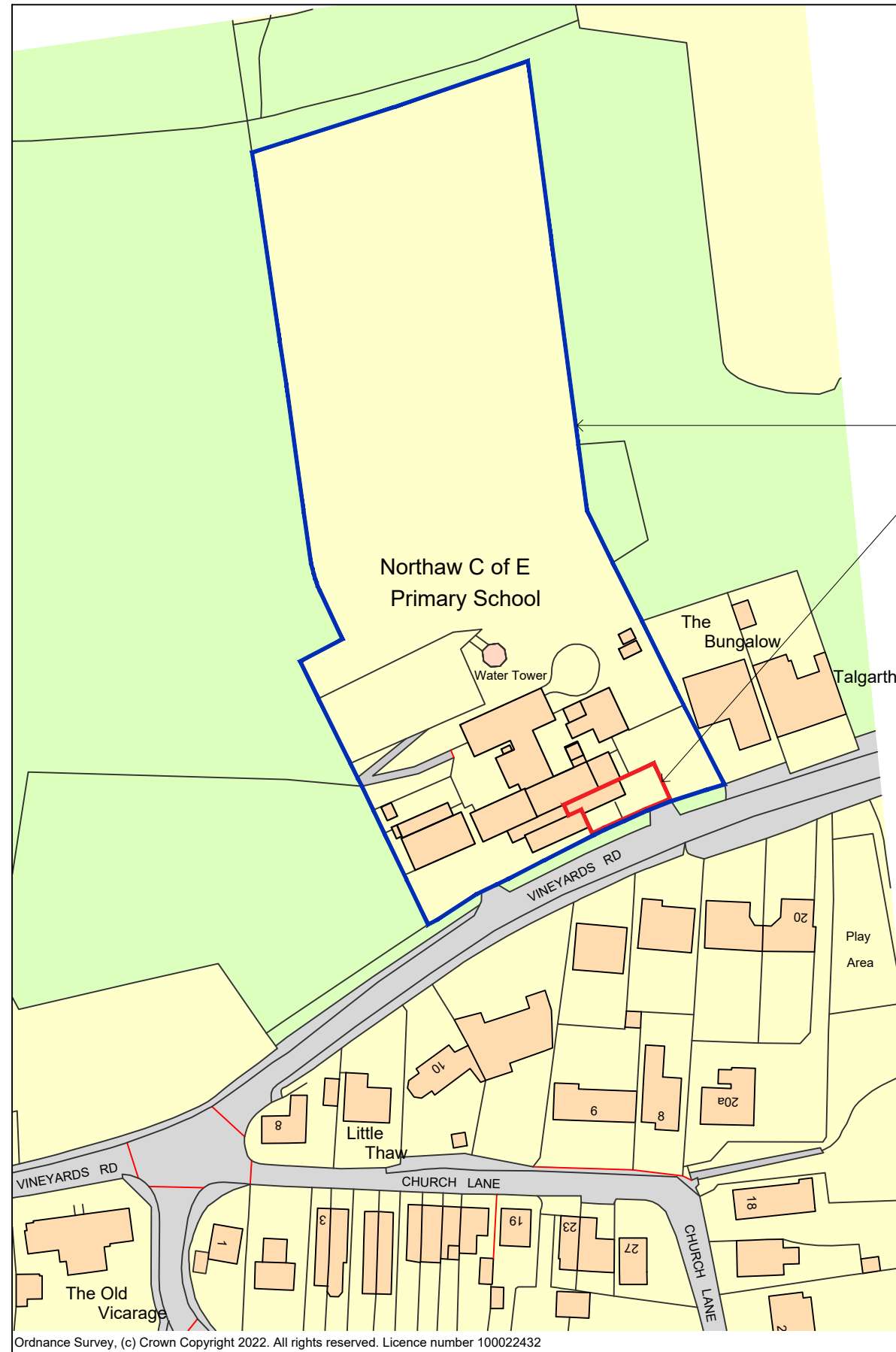


All dimensions to be verified on site by Main Contractor before the start of any shop drawings or work whatsoever either on their own behalf or that of sub-contractors.


Report any discrepancies to the Contract Administrator at once.

This drawing is to be read with all relevant Architect's and Engineer's drawings and other relevant information.

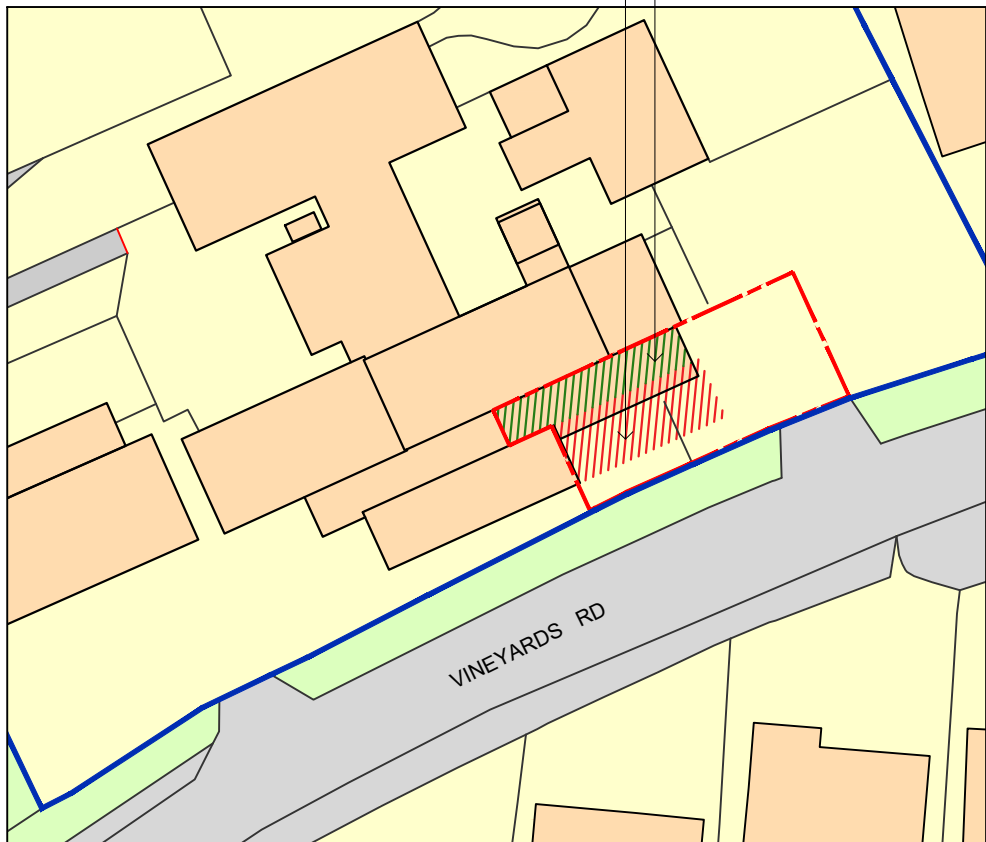
C. Archer Building Consultancy Ltd.



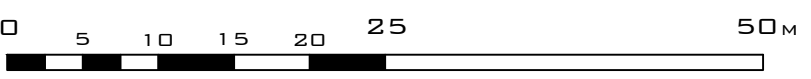
LOCATION PLAN
@ 1:1250



- Ownership boundary (blue)
- Site boundary, including access to/ from highway (red)
- Existing flat roof to be reconfigured (green hatch)
- Location of proposed extension (red hatch)



EXISTING BLOCK PLAN
@ 1:500



Revision:	Date:	Description:	Drw:	Chk:



ARCHER BUILDING CONSULTANCY LTD
 BAILEYS BARN
 BULLOCKS FARM, HOPE END,
 TAKELEY
 ESSEX
 CM22 6TA

TEL: 01279 871981
 ENQUIRIES@ARCHERBC.CO.UK

Project:
 NORTHAW C OF E PRIMARY SCHOOL
 VINEYARDS ROAD
 NORTHAW
 HERTS EN6 4PB

Drawing Title:
 LOCATION & BLOCK PLANS
 STAFF ROOM EXTENSION PROJECT

Client:
 NORTHAW C OF E PRIMARY SCHOOL

Drawn:	Checked:	Date:	Scale:	Paper Size
NC	JR	JAN'22	STATED	A3

Job no.	Dwg. no.	Revision:
2021.051	201	<input type="radio"/> Existing <input checked="" type="radio"/> Feasibility <input type="radio"/> Planning <input type="radio"/> Tender <input type="radio"/> Construction <input type="radio"/> As Built