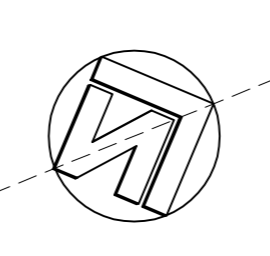
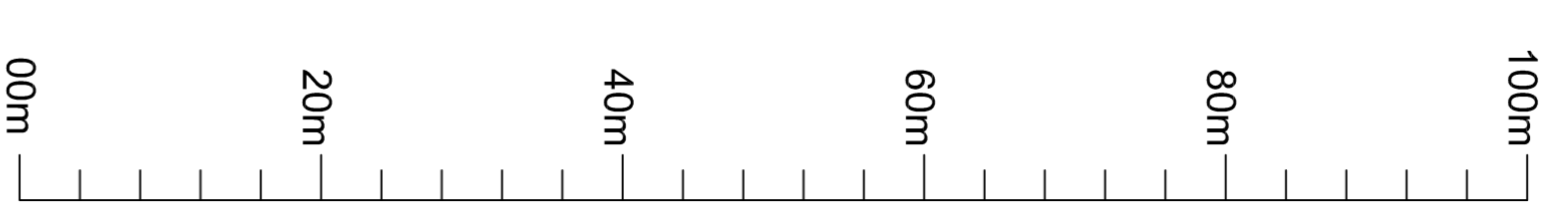
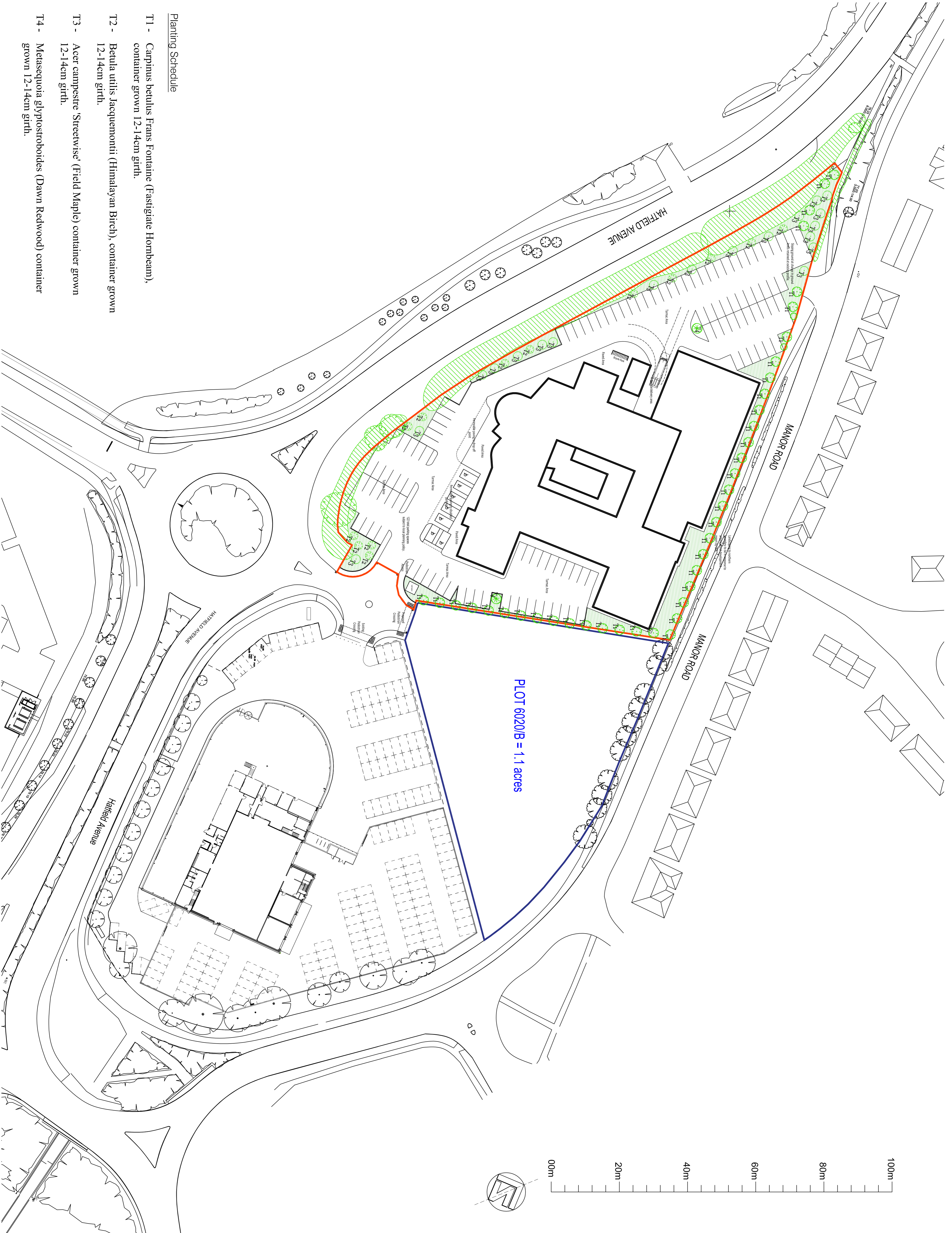


REVISIONS	DATE	BY	REASON
Revision A	27.04.15	JE	Preliminary access, landscaping and site boundary.
Revision B	01.05.15	JE	Revisions to Car Parking and Landscaping.
Revision C	10.06.15	JE	Outlines amended and scale bar added.
Revision D	21.10.15	GLS	Revised parking adjacent to Manor Road turning head.



PLOT 6020/B = 1.1 acres



Planting Schedule

- T1 - *Carpinus betulus* Frans Fontaine (Fastigate Hornbeam), container grown 12-14cm girth.
- T2 - *Betula utilis* Jacquemontii (Himalayan Birch), container grown 12-14cm girth.
- T3 - *Acer campestre* 'Streetwise' (Field Maple) container grown 12-14cm girth.
- T4 - *Metasequoia glyptostroboides* (Dawn Redwood) container grown 12-14cm girth.

MANNING ELLIOTT
 PARTNERSHIP

Outdated Address & Designers
 Marshall House, Suite 1
 Cooper Road, South
 Cumbria LA13 9NN
 T: 01758 868 800
 E: m.elliott@manning-elliott.co.uk
 W: manning-elliott.co.uk

project title:
ONE HATFIELD
 Proposed Healthcare Facility
 Hatfield Business Park
 Hatfield Avenue, Hatfield

drawing title:
 Phase 2 Proposed Site Plan
 and Landscaping Proposals

Issue stage:
 Refer to Drawing Issue Register

date: 17.04.15
 drawn: JE
 scale: @ A1/A3:
 1:500

drawing number: 1005 PL 202
 revision: D